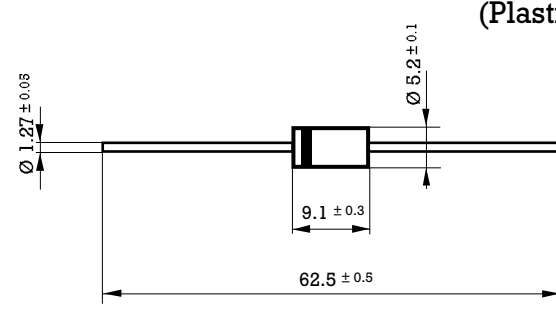



3 Amp. Glass Passivated Ultrafast Recovery Rectifier

<p>Dimensions in mm.</p> <p style="text-align: right;">DO-201AD (Plastic)</p>  <p>Mounting instructions</p> <ol style="list-style-type: none"> 1. Min. distance from body to soldering point, 4 mm. 2. Max. solder temperature, 350 °C. 3. Max. soldering time, 3.5 sec. 4. Do not bend lead at a point closer than 3 mm. to the body. 	<p>Voltage 50 to 1000 V.</p> <p>Current 3 A at 55 °C.</p> 
	<ul style="list-style-type: none"> • Glass Passivated Junction • High current capability • The plastic material carries U/L recognition 94 V-0 • Terminals: Axial Leads • Polarity: Color band denotes cathode

Maximum Ratings, according to IEC publication No. 134

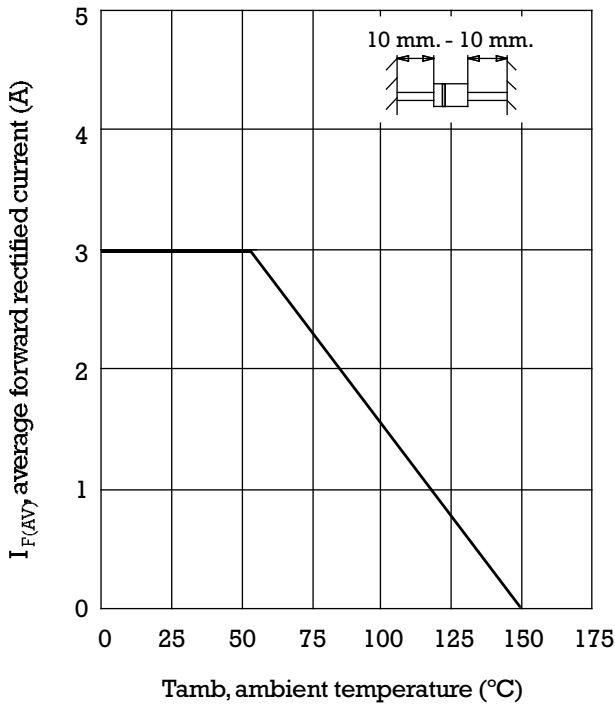
		FUF 5400	FUF 5401	FUF 5402	FUF 5404	FUF 5406	FUF 5407	FUF 5408	
V_{RRM}	Peak Recurrent reverse voltage (V)	50	100	200	400	600	800	1000	
V_{RMS}	Maximum RMS voltage	35	70	140	280	420	560	700	
V_{DC}	Maximum DC blocking voltage	50	100	200	400	600	800	1000	
$I_{F(AV)}$	Forward current at $T_{amb} = 55\text{ °C}$	3 A							
I_{FRM}	Recurrent peak forward surge current	30 A							
I_{FSM}	8.3 ms. peak forward surge current (Jedec Method)	150 A							
t_{rr}	Max. reverse recovery time from $I_F = 0.5\text{ A}$; $I_R = 1\text{ A}$; $I_{RR} = 0.25\text{ A}$	50 ns				75 ns			
C_j	Typical Junction Capacitance at 1 MHz and reverse voltage of $4V_{DC}$	45 pF							
T_j	Operating temperature range	- 65 to + 150 °C							
T_{stg}	Storage temperature range	- 65 to + 150 °C							
E_{RSM}	Maximum non repetitive peak reverse avalanche energy. $I_R = 1\text{ A}$; $T_J = 25\text{ °C}$	20 mJ							

Electrical Characteristics at $T_{amb} = 25\text{ °C}$

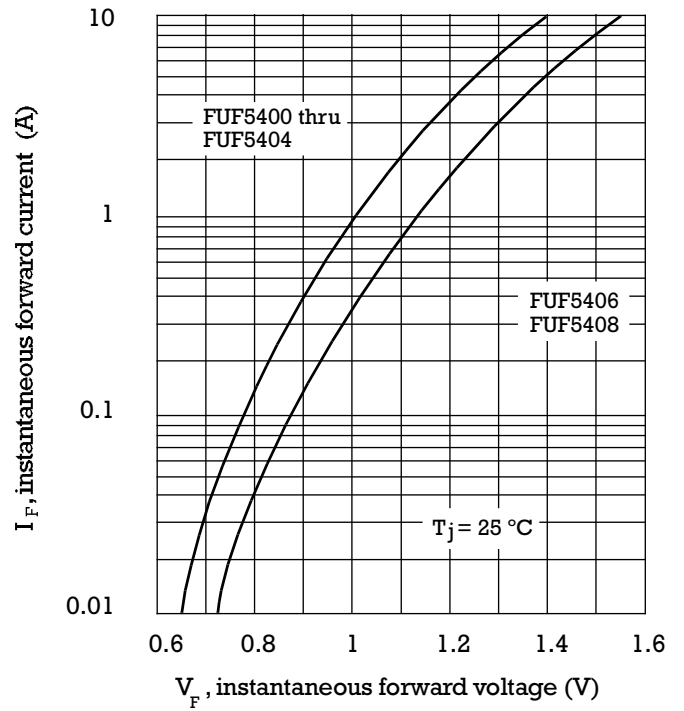
V_F	Max. forward voltage drop at $I_F = 3\text{ A}$	1.3 V	1.7 V
I_R	Max. reverse current at V_{RRM} at 25 °C	5 $\mu\text{ A}$	
R_{thj-a}	Max. thermal resistance (l = 10 mm.)	30 °C/W	

Rating And Characteristic Curves

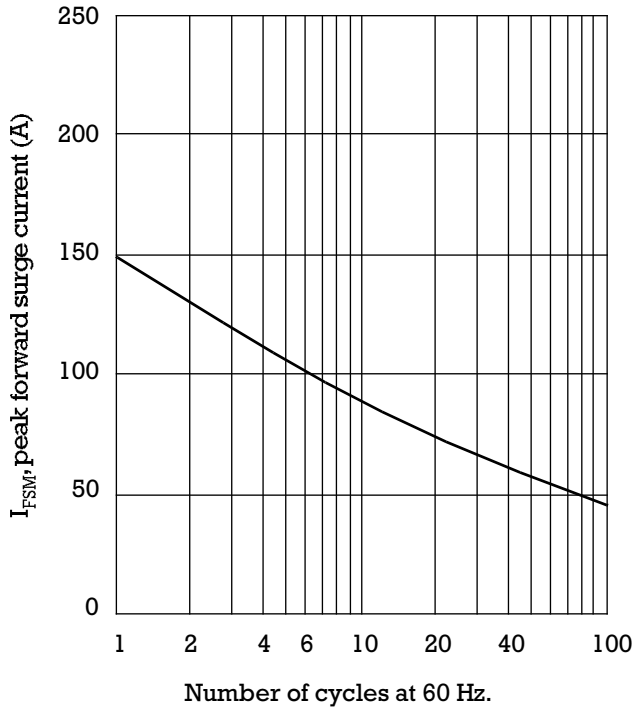
FORWARD CURRENT DERATING CURVE



TYPICAL FORWARD CHARACTERISTIC



MAXIMUM NON REPETTIVE
PEAK FORWARD SURGE CURRENT



TYPICAL JUNCTION CAPACITANCE

