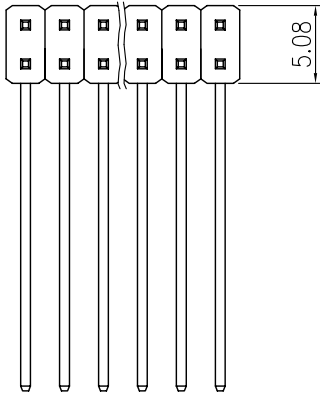
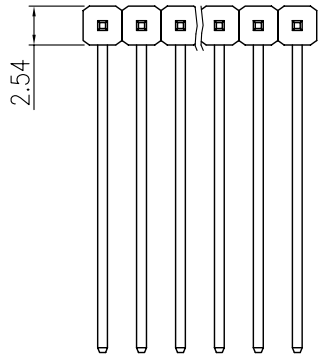
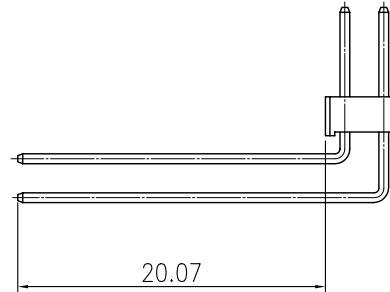
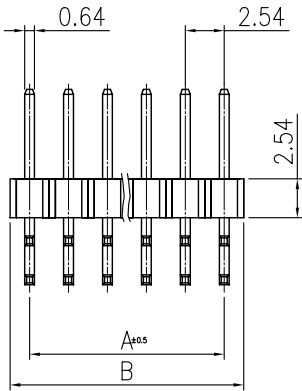


V1.1

REVISIONS

SYM	DISCRIPTION	DATE	APPROVED	SYM	DISCRIPTION	DATE	APPROVED
△				△			
△				△			

****CUSTOMER DRAWING FOR REFERENCE ONLY, SAMPLES APPROVAL ARE REQUIRED!!**



SPECIFICATION
 CURRENT RATING : 1 A
 INSULATOR RESISTANCE: 5000MΩ MIN.
 DIELECTRIC WITHSTANDING : AC 500V.
 OPERATING TEMPERATURE: -40°C~+105°C.
 CONTACT MATERIAL : BRASS
 INSULATOR MATERIAL : STANDARD : P.B.T
 FINISH : GOLD FLASH

ORDER INFORMATION:
 PHa013-PaXXOXGfA
 PH: PIN HEADER
 a: 2.54mmX2.54mm PITCH
 013: SERIES NO.
 Pa: PCB TYPE, RIGHT ANGLE
 XX: NO. OF PINS PER ROW
 OX: NO. OF ROW
 Gf: TERMINAL PLATING, GOLD FLUSH
 A: RIGHT ANGLE CONFIGURATION, 1.5mm

PART NO.	CIRCUITS	DIMENSION	
		A	B
PHa013-Pa020_GfA	_X2	2.54	5.08
PHa013-Pa030_GfA	_X3	5.08	7.62
PHa013-Pa040_GfA	_X4	7.62	10.16
PHa013-Pa050_GfA	_X5	10.16	12.70
PHa013-Pa060_GfA	_X6	12.70	15.24
PHa013-Pa070_GfA	_X7	15.24	17.78
PHa013-Pa080_GfA	_X8	17.78	20.32
PHa013-Pa090_GfA	_X9	20.32	22.86
PHa013-Pa100_GfA	_X10	22.86	25.40
PHa013-Pa110_GfA	_X11	25.40	27.94
PHa013-Pa120_GfA	_X12	27.94	30.48
PHa013-Pa130_GfA	_X13	30.48	33.02
PHa013-Pa140_GfA	_X14	33.02	35.56
PHa013-Pa150_GfA	_X15	35.56	38.10
PHa013-Pa160_GfA	_X16	38.10	40.64
PHa013-Pa170_GfA	_X17	40.64	43.18
PHa013-Pa180_GfA	_X18	43.18	45.72
PHa013-Pa190_GfA	_X19	45.72	48.26
PHa013-Pa200_GfA	_X20	48.26	50.80
PHa013-Pa210_GfA	_X21	50.80	53.34
PHa013-Pa220_GfA	_X22	53.34	55.88
PHa013-Pa230_GfA	_X23	55.88	58.42
PHa013-Pa240_GfA	_X24	58.42	60.96
PHa013-Pa250_GfA	_X25	60.96	63.50
PHa013-Pa260_GfA	_X26	63.50	66.04
PHa013-Pa270_GfA	_X27	66.04	68.58
PHa013-Pa280_GfA	_X28	68.58	71.12
PHa013-Pa290_GfA	_X29	71.12	73.66
PHa013-Pa300_GfA	_X30	73.66	76.20
PHa013-Pa310_GfA	_X31	76.20	78.74
PHa013-Pa320_GfA	_X32	78.74	81.28
PHa013-Pa330_GfA	_X33	81.28	83.82
PHa013-Pa340_GfA	_X34	83.82	86.36
PHa013-Pa350_GfA	_X35	86.36	88.90
PHa013-Pa360_GfA	_X36	88.90	91.44
PHa013-Pa370_GfA	_X37	91.44	93.98
PHa013-Pa380_GfA	_X38	93.98	96.52
PHa013-Pa390_GfA	_X39	96.52	99.06
PHa013-Pa400_GfA	_X40	99.06	101.6

TOLERANCES UNLESS OTHERWISE SPECIFIED ±0.25			SIGNATURES		DATE	MODEL
			DRAWN	TONY	12/DEC/02	TITLE
			CHECKED	ZOLA	12/DEC/02	PIN HEADER
SYMBOL	UNIT	SCALE	APPROVALS			NO.
△	mm	3/1				PHa013-Pa__0_GfA
MMT CORPORATION						