

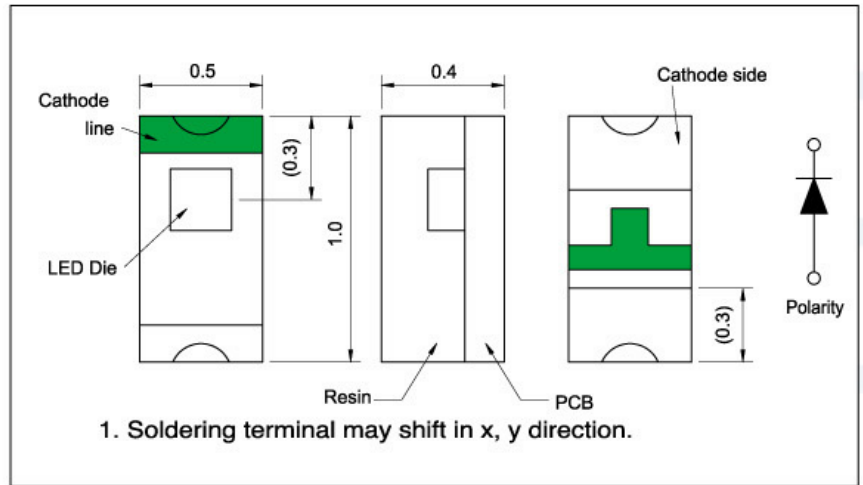
Characters

- Chip LED (1.0x0.5x0.4)
- Super compact type

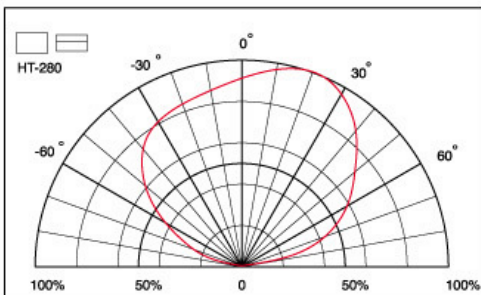
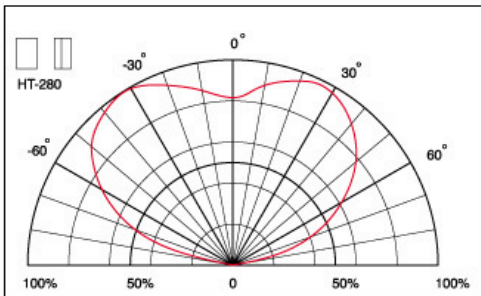


Package Outline Dimensions

(Unit:mm Tolerance:+/-0.1)

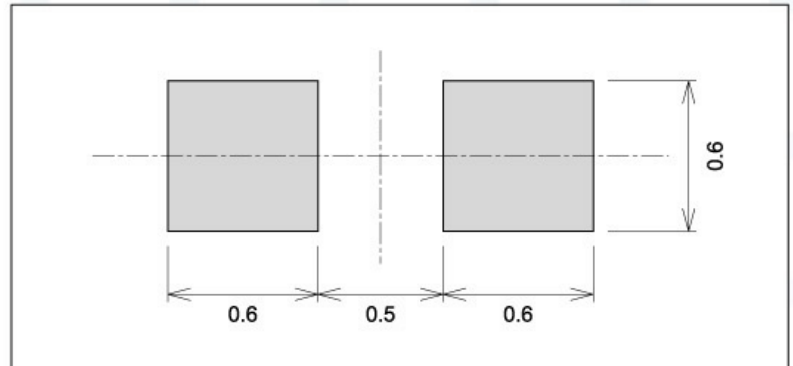


Directive Characteristics



Recommended Soldering Pattern

Unit: mm



Absolute Maximum Ratings

(Ta=25 °C)

Item	Symbol	Value			Unit
		GaP	GaAsP	AllnGaP	
Power Dissipation	P_D	65	65	72	mW
DC Forward Current	I_F	25	25	30	mA
Pulsed Forward Current	I_{FP}	100	100	100	mA
Reverse Voltage ($I_R=100\mu A$)	V_R	5			V
Operating Temperature	T_{OP}	-30 to 80			°C
Storage Temperature	T_{ST}	-40 to 85			°C

*Condition for I_{FP} is pulse of 1/10 duty and 0.1msec width

Electrical-Optical Characteristics

(Ta=25 °C)

Code for parts	Lighting Color	Material	Forward Voltage (V)		Wavelength (nm) typ			Luminous Intensity (mcd)*		I _F (mA)
			typ	max	λ _D	λ _P	Δλ	min	typ	
HT-280YG	Yellow Green	GaP	2.2	2.6	573	568	30	5.6	18	20
HT-280Y	Yellow	GaAsP	2.1	2.6	590	589	35	3.6	9	20
HT-280D	Amber	GaAsP	2.1	2.6	608	610	35	5.6	9	20
HT-280SD	Super Bright Orange	GaAsP	2.1	2.6	629	642	35	5.6	11	20

Code for parts	Lighting Color	Material	Forward Voltage (V)		Wavelength (nm) typ			Luminous Intensity (mcd)*		I _F (mA)
			typ	max	λ _D	λ _P	Δλ	min	typ	
HT-280UYG	Ultra Bright Yellow Green	AlInGaP	2.0	2.4	573	574	20	25	50	20
HT-280UY	Ultra Bright Yellow	AlInGaP	1.9	2.4	591	593	15	25	60	20
HT-280UD	Ultra Bright Amber	AlInGaP	1.9	2.4	605	609	17	35	90	20
HT-280USD	Ultra Bright Orange	AlInGaP	1.9	2.4	622	636	17	35	60	20

*Per NIST standards

