

ULTRA FAST RECOVERY RECTIFIERS

MAXIMUM RATINGS PER DIODE			
PARAMETER	SYMBOL		UNITS
WORKING PEAK REVERSE VOLTAGE	VRRM	400	V
AVERAGE FORWARD CURRENT	IF(AV)	8	A
PEAK ONE CYCLE NON-REPETITIVE SURGE CURRENT	IFSM	100	A
PEAK REPETITIVE REVERSE CURRENT	IFM	16	A
OPERATING JUNCTION TEMPERATURE RANGE	TJ	+150	°C
STORAGE TEMPERATURE RANGE	Tstg	-55 TO +150	°C
THERMAL RESISTANCE JUNCTION TO CASE	RtJc	2.5	°C/W

400V, 8A, 35ns

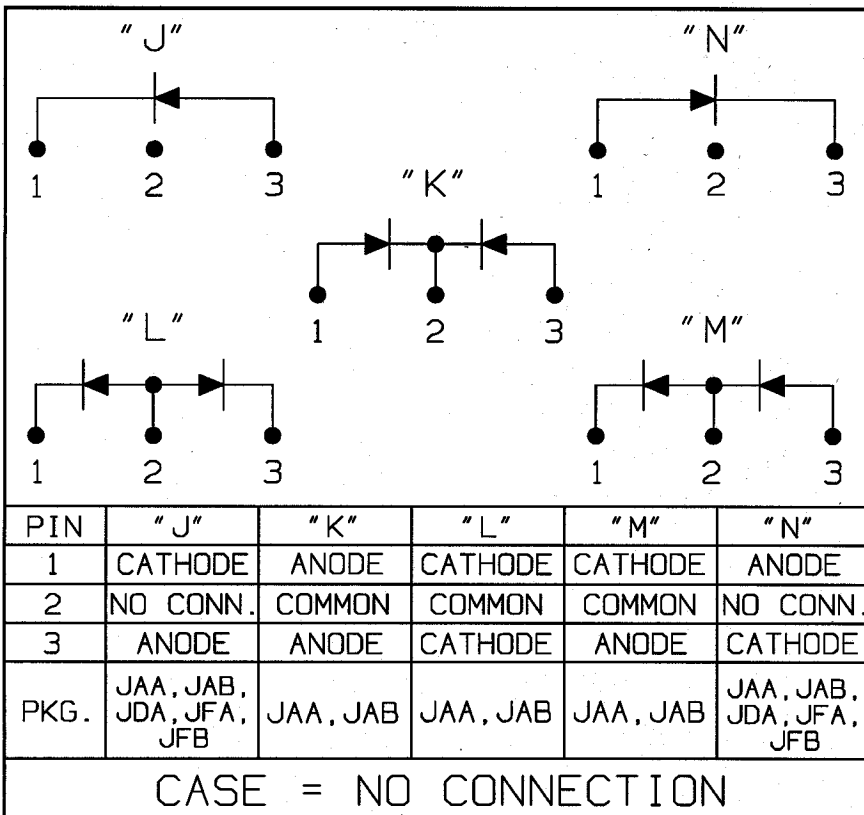
SDR08400 JAA
 SDR08400 JAB
 SDR08400 JDA
 SDR08400 JFA
 SDR08400 JFB

FEATURES

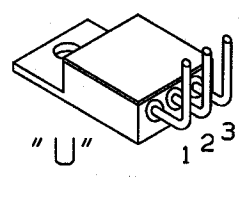
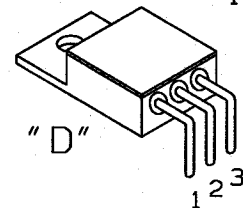
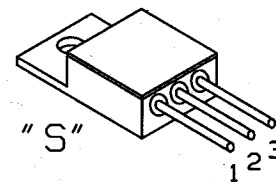
- RUGGED PACKAGE
- HI-REL CONSTRUCTION
- CERAMIC EYELETS: JAA, JAB, JFA, JFB
- LEAD BENDING OPTIONS
- COPPER CORED 52 ALLOY PINS
- LOW IR LOSSES
- LOW THERMAL RESISTANCE
- OPTIONAL MIL-S-19500 OR MIL-STD-883 SCREENING

ELECTRICAL CHARACTERISTICS T _c = 25°C (UNLESS OTHERWISE SPECIFIED)					
PARAMETER	SYMBOL	TEST CONDITIONS			UNITS
MAX. PEAK FORWARD VOLTAGE ①	V _F	T _J =25°C	IFM=8.0A	1.4	V
MAX. PEAK REVERSE CURRENT ①	I _{RM}	T _J =25°C	VRWM=400V	60	μA
		T _J =125°C		1.5	mA
REVERSE RECOVERY	t _{rr}	IF=0.5A, IREC=0.25A	IR=1A	35	ns

(1) PULSE TEST: PULSE WIDTH 300μS, DUTY CYCLE 2%.



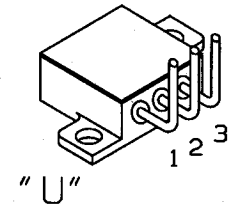
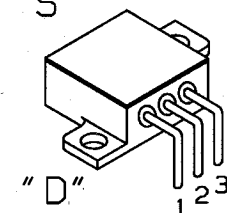
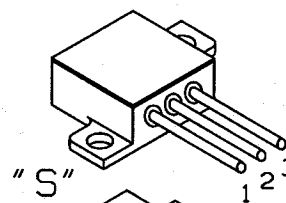
STANDARD BEND CONFIGURATIONS



JAA
 JDA
 JFA

(CUSTOM BEND OPTIONS AVAILABLE)

STANDARD BEND CONFIGURATIONS



JAB
 JFB

(CUSTOM BEND OPTIONS AVAILABLE)