

5-146285-2 ✓ ACTIVE

AMPMODU | AMPMODU Headers

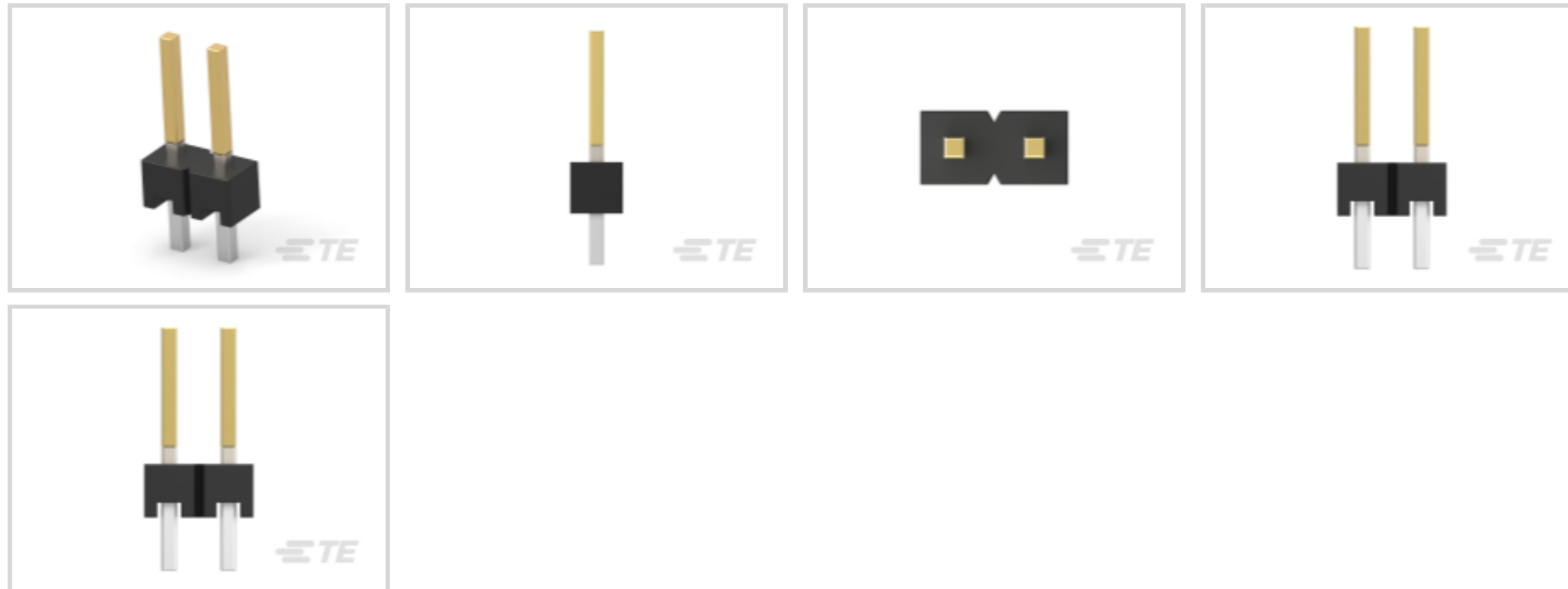
TE Internal #: 5-146285-2

PCB Mount Header, Vertical, Board-to-Board, 2 Position, 2.54 mm [.1 in] Centerline, Breakaway, Gold, Through Hole - Solder, Signal, AMPMODU Headers

[View on TE.com >](#)



Connectors > PCB Connectors > PCB Headers & Receptacles



PCB Connector Assembly Type: **PCB Mount Header**

PCB Mount Orientation: **Vertical**

Connector System: **Board-to-Board**

Number of Positions: **2**

Number of Rows: **1**

## Features

### Product Type Features

PCB Connector Assembly Type	PCB Mount Header
Connector System	Board-to-Board
Header Type	Breakaway
Sealable	No
Connector & Contact Terminates To	Printed Circuit Board

### Configuration Features

Connector Contact Load Condition	Fully Loaded
PCB Mount Orientation	Vertical
Number of Positions	2
Number of Rows	1
Board-to-Board Configuration	Parallel

### Body Features

Primary Product Color	Black
-----------------------	-------

### Contact Features



Mating Square Post Dimension	.64 mm[.025 in]
	100 – 200 µin
PCB Contact Termination Area Plating Material Finish	Matte
Contact Shape & Form	Square
Contact Underplating Material	Nickel
PCB Contact Termination Area Plating Material	Tin
Contact Base Material	Copper Alloy
Contact Mating Area Plating Material	Gold
Contact Mating Area Plating Material Thickness	.762 µm[30 µin]
Contact Type	Pin
Contact Current Rating (Max)	3 A

#### Termination Features

Square Termination Post & Tail Dimension	.64 mm[.025 in]
Termination Post & Tail Length	2.29 mm[.09 in]
Termination Method to Printed Circuit Board	Through Hole - Solder

#### Mechanical Attachment

Mating Alignment	Without
PCB Mount Retention	Without
PCB Mount Alignment	Without
Connector Mounting Type	Board Mount

#### Housing Features

Centerline (Pitch)	2.54 mm[.1 in]
Housing Material	LCP (Liquid Crystal Polymer), LCP-GF (Liquid Crystal Polymer)

#### Dimensions

PCB Thickness (Recommended)	1.6 mm[.063 in]
-----------------------------	-----------------

#### Usage Conditions

Housing Temperature Rating	High
Operating Temperature Range	-65 – 105 °C[-85 – 221 °F]

#### Operation/Application

Circuit Application	Signal
---------------------	--------

#### Industry Standards



Approved Standards	CSA LR7189, UL E28476
UL Flammability Rating	UL 94V-0

### Packaging Features

Packaging Quantity	500
Packaging Type	Carton

### Product Compliance

[For compliance documentation, visit the product page on TE.com>](#)

EU RoHS Directive 2011/65/EU	Compliant
EU ELV Directive 2000/53/EC	Compliant
China RoHS 2 Directive MIIT Order No 32, 2016	No Restricted Materials Above Threshold
EU REACH Regulation (EC) No. 1907/2006	Current ECHA Candidate List: JUNE 2023 (235) Candidate List Declared Against: JUNE 2023 (235) Does not contain REACH SVHC
Halogen Content	Low Bromine/Chlorine - Br and Cl < 900 ppm per homogenous material. Also BFR /CFR/PVC Free
Solder Process Capability	Pin-in-Paste capable to 260°C

#### Product Compliance Disclaimer

This information is provided based on reasonable inquiry of our suppliers and represents our current actual knowledge based on the information they provided. This information is subject to change. The part numbers that TE has identified as EU RoHS compliant have a maximum concentration of 0.1% by weight in homogenous materials for lead, hexavalent chromium, mercury, PBB, PBDE, DBP, BBP, DEHP, DIBP, and 0.01% for cadmium, or qualify for an exemption to these limits as defined in the Annexes of Directive 2011/65/EU (RoHS2). Finished electrical and electronic equipment products will be CE marked as required by Directive 2011/65/EU. Components may not be CE marked. Additionally, the part numbers that TE has identified as EU ELV compliant have a maximum concentration of 0.1% by weight in homogenous materials for lead, hexavalent chromium, and mercury, and 0.01% for cadmium, or qualify for an exemption to these limits as defined in the Annexes of Directive 2000/53/EC (ELV). Regarding the REACH Regulation, the information TE provides on SVHC in articles for this part number is based on the latest European Chemicals Agency (ECHA) 'Guidance on requirements for substances in articles' posted at this URL: <https://echa.europa.eu/guidance-documents/guidance-on-reach>


### Compatible Parts





TE Part # 530153-2  
TDM SPRING SHUNT ASSY 2 POS



TE Part # 2-881545-2  
AMP SHUNT LOW PROFI



TE Part # 881545-5  
AMP SHUNT ASS'Y




TE Part # 1-881545-2  
AMP SHUNT ASS'Y



TE Part # 5535676-1  
02 MODII HORZ SR CE 100CL



TE Part # 390088-5  
YELLOW HSG WITH 30AU CONTACT



TE Part # 880584-2  
SHUNT CONNECTOR




TE Part # 390088-1  
BLACK HSG WITH 30AU CONTACT



TE Part # 2-382811-0  
ECONOMY SHUNT, 30 AU BLACK



TE Part # 881545-2  
SHUNT LP W/HANDLE 2 POS 30AU



TE Part # 1-880584-2  
SHUNT CONN. ASS'Y



TE Part # 390088-3  
BLUE HSG WITH 30AU CONTACT



TE Part # 5147721-1  
02 MODII HORZ SR SFMNT 30AU




TE Part # 880584-7  
AMP SHUNT CONNECTOR ASS'Y




TE Part # 881545-3  
SHUNT LP W/HANDLE 2 POS 50AU

Also in the Series | **AMPMODU Headers**




Connector Caps & Covers(1)



PCB Connector Mounting(1)




PCB Headers & Receptacles(4870)



PCB Latches, Locks & Retainers(1)








Wire-to-Board Connector Assemblies &amp; Housings(5)



Wire-to-Board Connector Contacts(64)

## Customers Also Bought

TE Part #2170704-2  
CAGE ASSY, QSFP28 1X1, SPRING, HSTE Part #2000676-7  
Keyed Guide Pin, MachinedTE Part #5-104071-5  
25 SYSTEM 50 HDR SRST SHRD SNTE Part #7-1879258-6  
RP 2B 1K0 0.1% 15PPM CUT LENGTHTE Part #7-1879256-3  
RP 2B 200R 0.1% 15PPM CUT LENGTHTE Part #8-2176404-2  
3550 8R2 5%TE Part #2226996-1  
DC, 7ROW, P0, TRUE HALF,  
MULTIGIG RT 2-R

## Documents

### Product Drawings

[02 MODII HDR SRST B/A .100CL](#)

English

### CAD Files

[3D PDF](#)

3D

Customer View Model

[ENG\\_CVM\\_CVM\\_5-146285-2\\_F.2d\\_dxf.zip](#)

English

Customer View Model

[ENG\\_CVM\\_CVM\\_5-146285-2\\_F.3d\\_igs.zip](#)

English

Customer View Model

[ENG\\_CVM\\_CVM\\_5-146285-2\\_F.3d\\_stp.zip](#)

English

By downloading the CAD file I accept and agree to the [Terms and Conditions](#) of use.



---

**Product Environmental Compliance**

[MD\\_5-146285-2\\_091820181443\\_dmtec](#)

English

[MD\\_5-146285-2\\_091820181443\\_dmtec](#)

English