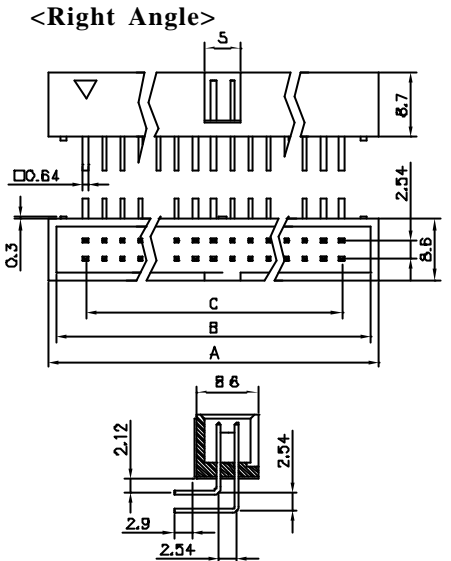
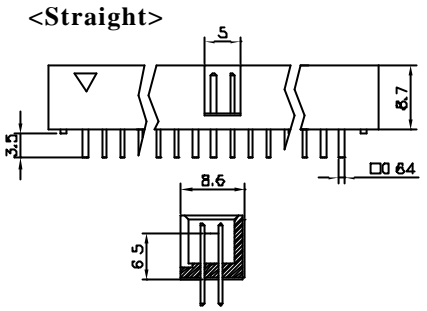


C118-A Series

Box Header, 2.54mm(0.100")

Specifications:

Contact Resistance: 30mΩ @ 100mADC
 Insulator Resistance: 1000MΩmin. @ 500VDC
 Current Rating: 1AMP
 Voltage: 500VAC For 1 minute
 Operating Temperature: -55°C~+105°C
 Contact: Brass or Phosphor Bronze, Stamped
 Housing: PBT, UL94V-0




Ordering Information

C118-A-40TSK

Series No. _____ Insulator Colour: K-Black, G-Gray
 No. of Pins: 10, 12, 14, 16, 20, 26, 30, 34, 40, 50, 60, 64 Pin Direction: S-Straight, R-Right Angle
 Contact Plating: T-Tinned Terminal & Gold Contact, G-Gold Flash AllOver

Pos.	A	B	C
10	20.30	18.10	10.16
12	22.84	20.64	12.70
14	25.38	23.18	15.24
16	27.92	25.72	17.78
20	33.00	30.80	22.86
26	40.62	38.42	30.48

Pos.	A	B	C
30	45.70	43.50	35.56
34	50.78	48.58	40.64
40	58.40	56.20	48.26
50	71.10	68.90	60.96
60	83.80	81.60	73.66
64	88.88	86.68	78.74

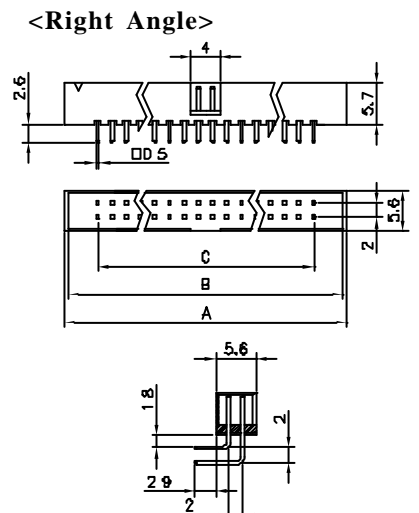
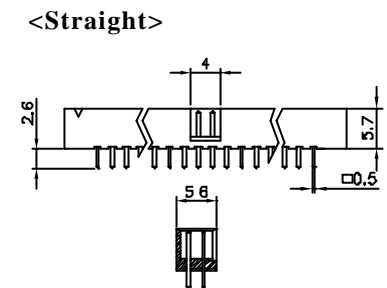


C118-B Series

Box Header, 2.0mm(0.079")

Specifications:

Contact Resistance: 30mΩ @ 100mADC
 Insulator Resistance: 1000MΩmin. @ 500VDC
 Current Rating: 1AMP
 Voltage: 500VAC For 1 minute
 Operating Temperature: -55°C~+105°C
 Contact: Brass or Phosphor Bronze, Stamped
 Housing: PBT, UL94V-0



Ordering Information

C118-B-40TSK

Series No. _____ Insulator Colour: K-Black, G-Gray
 No. of Pins: 10, 12, 14, 16, 20, 26, 30, 34, 40, 50, 60, 64 Pin Direction: S-Straight, R-Right Angle
 Contact Plating: T-Tinned Terminal & Gold Contact, G-Gold Flash AllOver

Pos.	A	B	C
10	17.2	16.1	8.0
12	19.2	18.1	10.0
14	21.2	20.1	12.0
16	23.2	22.1	14.0
20	27.2	26.1	18.0
26	33.2	32.1	24.0

Pos.	A	B	C
30	37.2	36.1	28.0
34	41.2	40.1	32.0
40	47.2	46.1	38.0
50	57.2	56.1	48.0
60	67.2	66.1	58.0
64	71.2	70.1	62.0