




(2,00mm) .0787"

MTMM SERIES



MODIFIED THROUGH-HOLE HEADER

SPECIFICATIONS

For complete specifications see www.samtec.com?MTMM

Insulator Material:

Black Liquid Crystal Polymer



Terminal Material:

Phosphor Bronze

Plating:

Sn or Au over 50µ" (1,27µm) Ni

Current Rating:

3A @ 80°C ambient

Operating Temp Range:

-55°C to +105°C with Tin; -55°C to +125°C with Gold

RoHS Compliant:

Yes

Lead-Free Solderable:

Yes

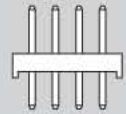
Mates with:
CLT, SQT, SQW, ESQT,
TLE, SMM, MMS, TCSD



Choice of single, double or quad row

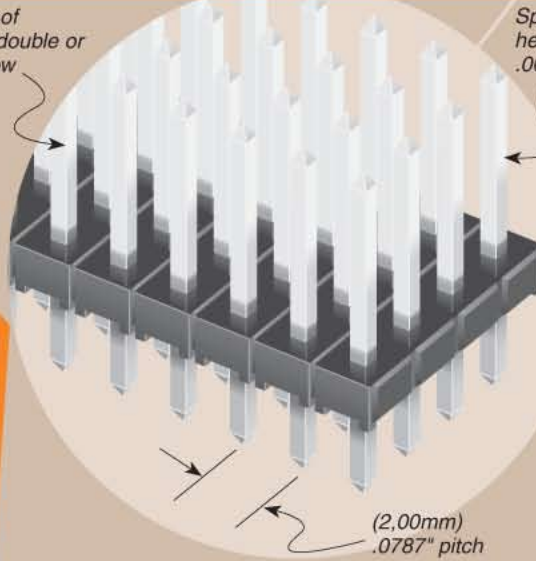
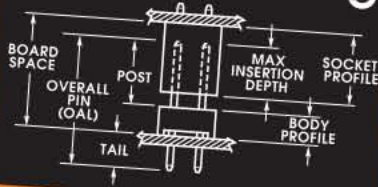
Specify post height in (0,13mm) .005" increments

ALSO AVAILABLE



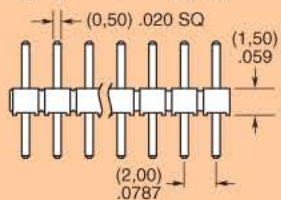
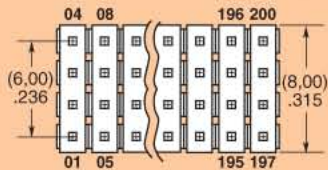
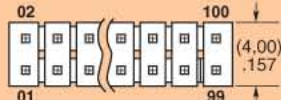
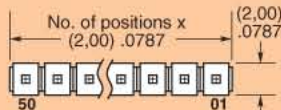
Paste In Hole (PIH) processing. Contact Samtec ASP Group.

Board Stacking



MTMM — 1 NO. PINS PER ROW — LEAD STYLE — PLATING OPTION — ROW OPTION — POST HEIGHT — OPTION

01 thru 50



Specify LEAD STYLE from chart.

-F = Gold flash on post, Matte Tin on tail

-L = 10µ" (0,25µm) Gold post, Matte Tin on tail

-T = Matte Tin

-S = Single Row

-D = Double Row

-Q = Quad Row

- "XXX" = Post Height in inches (0,13mm) .005" increments
Example: -070 = (1,78mm) .070"

- "XXX" = Polarized Position Specify position of omitted pin

Note: Other Gold plating options available. Contact Samtec.

LEAD STYLE	OAL
-02	(6,48) .255
-03	(7,67) .302
-04	(8,20) .323
-05	(9,58) .377
-06	(10,08) .397
-07	(11,58) .456
-08	(12,09) .476
-09	(13,59) .535
-10	(14,10) .555
-11	(15,09) .594
-12	(15,60) .614
-13	(17,09) .673
-14	(19,08) .751
-15	(21,08) .830

Note: This Series is non-standard, non-returnable.

Due to technical progress, all designs, specifications and components are subject to change without notice.

WWW.SAMTEC.COM