

2.54mm (0.1") Pin Header

(Single Row, Straight And Right Angle)

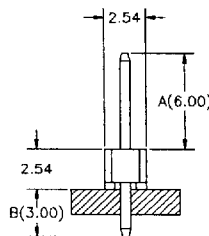
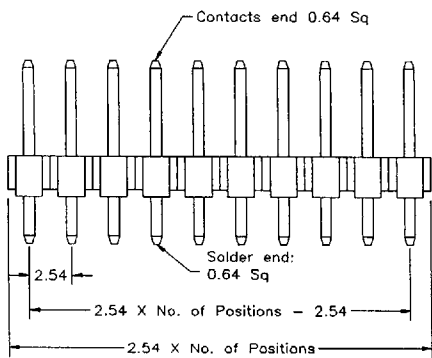
2201 Series

APPLICATION AND FEATURES

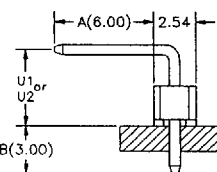
1. Side and end stackable (on unbroken edges).
2. Notches for easy breakable.
3. Variable pin length, gold or tin plated.
4. Standoffs facilitate post soldering clean.
5. Single row 02 to 40 contacts.

SPECIFICATIONS

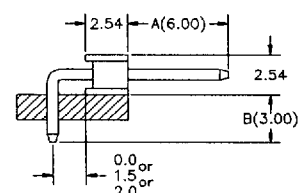
Current Rating: 3 Amps
 Insulator resistance: 5000 Megohms Min.
 Dielectric withstanding: AC 500 V
 Operating Temperature: -40°C to +105°C
 Contact Material: Brass or Phosphor bronze
 Insulator Material: Polyester, UL 94V-0



S Type

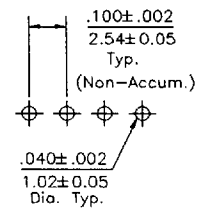
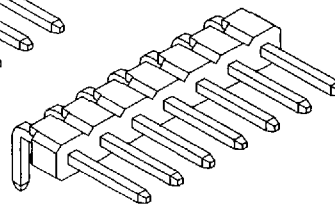
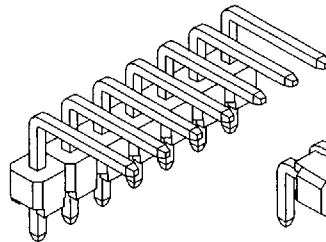
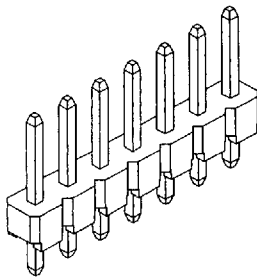


U Type



D Type

Recommended P.C.Board
 Hole Layout



Order Information 2201 Series

Example: 2201-34-S-02-A/B

Series No.	Number of Contacts	Connector Type	Contact Plating	Pin Length mm
2201	02 to 40 Contacts	Straight S	Tin Plated 01	A B
		Down Angle 4.8mm U1	Gold Plated	6.0 3.0
		6.0mm U2	Flash 02	
		Down Angle 1.5mm D1	10 μ" 10	
		2.0mm D2	30 μ" 30	
		0.0mm D3		

SINGATRON ENT. CO., LTD. Tel.: (909) 464-1883 Fax.: (909) 464-1884

9011184 0000061 2T1