

2.00mm RIGHT ANGLE SHROUDED HEADER




2072 SERIES. 2.00 x 2.00mm(0.079 x 0.079"). Low Profile. For PCB Solder

Features

- Available in 6, 8, 10, 12, 14, 16, 20, 22, 24, 26, 30, 34, 36, 40, 44, 50 and 68 circuits
- Insulator Material : LCP Glass filled UL 94V-0
- Low profile. Fully shrouded
- 0.50mm square pin. Different plating options are available
- Mates with 2070 series IDC connector

Dimensional Information

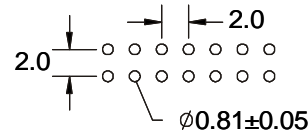
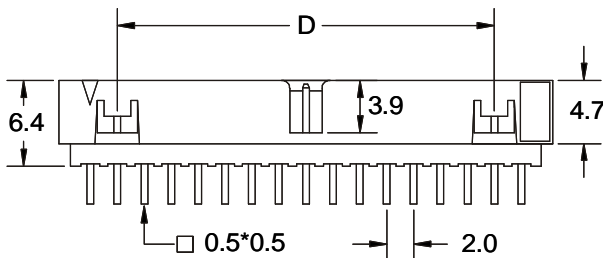
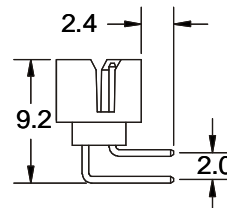
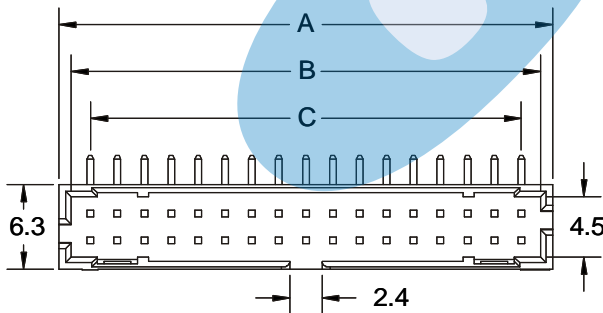
Ordering and Dimensional Information



Circuit Size	Part Number	Dimensions			
		A	B	C	D
6	2072-T061	8.65(0.341)	6.85(0.270)	4.00(0.157)	-
8	2072-T081	10.65(0.420)	8.85(0.348)	6.00(0.236)	-
10	2072-T101	12.65(0.498)	10.85(0.427)	8.00(0.315)	-
12	2072-T121	14.65(0.577)	12.85(0.506)	10.00(0.394)	-
14	2072-T141	16.65(0.655)	14.85(0.585)	12.00(0.472)	8.00(0.315)
16	2072-T161	18.65(0.734)	16.85(0.663)	14.00(0.551)	10.00(0.394)
20	2072-T201	22.65(0.892)	20.85(0.821)	18.00(0.709)	14.00(0.551)
22	2072-T221	24.65(0.970)	22.85(0.900)	20.00(0.787)	16.00(0.630)
24	2072-T241	26.65(1.049)	24.85(0.978)	22.00(0.866)	18.00(0.709)
26	2072-T261	28.65(1.128)	26.85(1.057)	24.00(0.945)	20.00(0.787)
30	2072-T301	32.65(1.285)	30.85(1.214)	28.00(1.102)	24.00(0.945)
34	2072-T341	36.65(1.443)	34.85(1.372)	32.00(1.260)	28.00(1.102)
40	2072-T401	42.65(1.679)	40.85(1.608)	38.00(1.496)	34.00(1.339)
44	2072-T441	46.65(1.837)	44.85(1.766)	42.00(1.654)	38.00(1.496)
50	2072-T501	52.65(2.073)	50.85(2.002)	48.00(1.890)	44.00(1.732)
68	2072-T681	70.65(2.781)	68.85(2.711)	66.00(2.598)	62.00(2.441)

T = Contact Plating

- T = 2. Tin plated.
 - T = 3. Gold flash over 50μ" nickel.
- Recommended Finish
- T = 5. 15μ" gold over 50μ" nickel
 - T = 6. 30μ" gold over 50μ" nickel



RECOMMENDED HOLE PATTERN