



Connectors > PCB Connectors > PCB Headers & Receptacles



PCB Connector Assembly Type: **PCB Mount Header**

PCB Mount Orientation: **Vertical**

Connector System: **Board-to-Board**

Number of Positions: **10**

Number of Rows: **2**

Features

Product Type Features

PCB Connector Assembly Type	PCB Mount Header
Connector System	Board-to-Board
Header Type	Unshrouded
Sealable	No
Connector & Contact Terminates To	Printed Circuit Board

Configuration Features

Stackable	Yes
PCB Mount Orientation	Vertical
Number of Positions	10
Number of Rows	2
Board-to-Board Configuration	Parallel

Electrical Characteristics

Insulation Resistance	5000 MΩ
-----------------------	---------

Body Features

Primary Product Color	Black
-----------------------	-------

Contact Features

Contact Mating Area Length	8.38 mm[.33 in]
Mating Square Post Dimension	.64 mm[.025 in]
	100 – 200 μin

Contact Shape & Form	Square
----------------------	--------

PCB Contact Termination Area Plating Material	Tin-Lead
---	----------

Contact Base Material	Brass
-----------------------	-------

Contact Mating Area Plating Material	Gold
--------------------------------------	------

Contact Mating Area Plating Material Thickness	.381 μm [15 μin]
--	---

Contact Type	Pin
--------------	-----

Contact Current Rating (Max)	3 A
------------------------------	-----

Termination Features

Square Termination Post & Tail Dimension	.64 mm[.025 in]
--	-----------------

Termination Post & Tail Length	2.54 mm[.1 in]
--------------------------------	----------------

Termination Method to Printed Circuit Board	Through Hole - Solder
---	-----------------------

Mechanical Attachment

Mating Alignment	Without
------------------	---------

PCB Mount Retention	Without
---------------------	---------

PCB Mount Alignment	Without
---------------------	---------

Connector Mounting Type	Board Mount
-------------------------	-------------

Housing Features

Centerline (Pitch)	2.54 mm[.1 in]
--------------------	----------------

Housing Material	Thermoplastic
------------------	---------------

Dimensions

Row-to-Row Spacing	2.54 mm[.1 in]
--------------------	----------------

Stack Height	20.32 mm[.8 in]
--------------	-----------------

PCB Thickness (Recommended)	1.4 mm[.055 in]
-----------------------------	-----------------

Usage Conditions

Operating Temperature Range	-65 – 125 $^{\circ}\text{C}$ [-85 – 257 $^{\circ}\text{F}$]
-----------------------------	--

Operation/Application

Assembly Process Feature	None
--------------------------	------

Circuit Application	Signal
---------------------	--------

Industry Standards

Approved Standards	CSA LR7189, UL E28476
--------------------	-----------------------

UL Flammability Rating	UL 94V-0
------------------------	----------

Packaging Features



Packaging Quantity	144
Packaging Type	Carton

Product Compliance

[For compliance documentation, visit the product page on TE.com>](#)

EU RoHS Directive 2011/65/EU	Not Compliant
EU ELV Directive 2000/53/EC	Compliant with Exemptions
China RoHS 2 Directive MIIT Order No 32, 2016	Restricted Materials Above Threshold
EU REACH Regulation (EC) No. 1907/2006	Current ECHA Candidate List: JUNE 2023 (235) Candidate List Declared Against: JAN 2023 (233) SVHC > Threshold: Pb (13% in Component Part) Article Safe Usage Statements: Do not eat, drink or smoke when using this product. Wash thoroughly after handling. Recycle if possible and dispose of the article by following all applicable governmental regulations relevant to your geographic location.
Halogen Content	Not Low Halogen - contains Br or Cl > 900 ppm.
Solder Process Capability	Wave solder capable to 240°C

Product Compliance Disclaimer

This information is provided based on reasonable inquiry of our suppliers and represents our current actual knowledge based on the information they provided. This information is subject to change. The part numbers that TE has identified as EU RoHS compliant have a maximum concentration of 0.1% by weight in homogenous materials for lead, hexavalent chromium, mercury, PBB, PBDE, DBP, BBP, DEHP, DIBP, and 0.01% for cadmium, or qualify for an exemption to these limits as defined in the Annexes of Directive 2011/65/EU (RoHS2). Finished electrical and electronic equipment products will be CE marked as required by Directive 2011/65/EU. Components may not be CE marked. Additionally, the part numbers that TE has identified as EU ELV compliant have a maximum concentration of 0.1% by weight in homogenous materials for lead, hexavalent chromium, and mercury, and 0.01% for cadmium, or qualify for an exemption to these limits as defined in the Annexes of Directive 2000/53/EC (ELV). Regarding the REACH Regulation, the information TE provides on SVHC in articles for this part number is based on the latest European Chemicals Agency (ECHA) 'Guidance on requirements for substances in articles' posted at this URL: <https://echa.europa.eu/guidance-documents/guidance-on-reach>

Also in the Series | AMPMODU Headers

Connector Caps & Covers(1)

Connector Hardware(2)


PCB Headers & Receptacles(4843)

Wire-to-Board Connector Assemblies & Housings(5)




Wire-to-Board Connector Contacts(65)

Customers Also Bought



TE Part #4-2176391-7
RQ 1206 37K4 0.1% 10PPM 5K RL




TE Part #2176314-4
MELF SMA_A 180R 0.1% 15PPM 0102
0.3W



TE Part #1-1825006-9
GDS10S04=DIP SW,SLIDE,SMT



TE Part #1-928836-2
MOD2 PIN WITH A-PIN L/P



TE Part #7-2176246-6
CRGS2512 5% 1M8



TE Part #3-1415020-1
PT570N20



TE Part #1-1437581-1
ASE22RL=AUTOSLIDE DP

Documents

CAD Files

3D PDF

3D

Customer View Model

[ENG_CVM_CVM_146503-5_A.2d_dxf.zip](#)

English

Customer View Model

[ENG_CVM_CVM_146503-5_A.3d_igs.zip](#)

English

Customer View Model

[ENG_CVM_CVM_146503-5_A.3d_stp.zip](#)

English

By downloading the CAD file I accept and agree to the [Terms and Conditions](#) of use.

Datasheets & Catalog Pages

[AMPMODU Interconnection System](#)

[AMPMODU Interconnection System](#)



English