

# 2mm PIN STRIP HEADER

(Detachable Insulator)

### FEATURES

- Detachable insulator for ultra low profile applications
- Excellent for high density applications
- Cost effective replacement for pin staking
- Mates with Crane's ATM sockets; JNM jumpers
- IR, Vapor Phase, and Wave Solder compatible

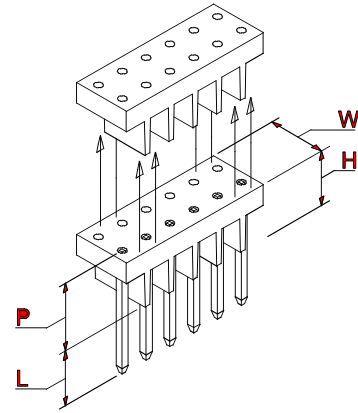
### STANDARD PART DIMENSIONS

MATING		SINGLE ROW	DUAL ROW
P	POST	4,0mm / 0.157"	4,0mm / 0.157"
INSULATOR BODY		SINGLE ROW	DUAL ROW
W	WIDTH	4,2mm / 0.165"	4,2mm / 0.165"
H	HEIGHT	4,0mm / 0.157"	4,0mm / 0.157"
PC TAIL		SINGLE ROW	DUAL ROW
L	LENGTH	3,4mm / 0.133"	3,4mm / 0.133"
MATERIALS			
INSULATOR BODY		High Temperature Thermoplastic (UL94V-O)	
POST		Phosphor Bronze	

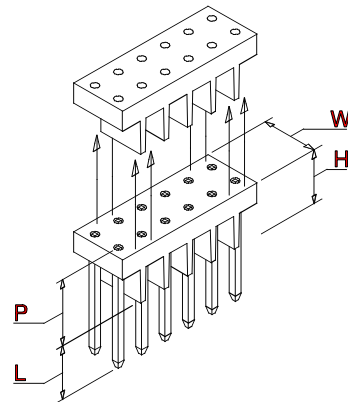
See SPECIFICATIONS and PERFORMANCE DATA for more detail

**Other options are available. Please call Crane for additional pin lengths.**

## SINGLE ROW (2 to 30 Positions)



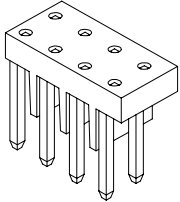
## DUAL ROW (4 to 60 Positions)



**SAMPLE HOTLINE: 1-800-676-7644**

<b>2,0mm (0.079") Centers 0,50mm (0.020") Square Mating Posts</b>	<b>HOW TO ORDER CRANE'S DPGM SERIES</b>						
	<b>STANDARD PART NUMBER</b>						
<b>PRODUCT SERIES</b>	<b>DPGM</b>				--		
<b>TOTAL NUMBER OF POSITIONS</b>	SINGLE	<b>02-30</b>					
	DUAL	<b>04-60</b>					
<b>NUMBER OF ROWS</b>	SINGLE		<b>S</b>				
	DUAL		<b>D</b>				
<b>TYPE OF HEADER</b>	STRAIGHT			<b>S</b>			
<b>PLATING (See Specs At Bottom Of Page)</b>	G,T or H, L, F						
Due to the number of options, not all platings are stocked for all pin lengths. Contact factory for availability.							
<b>MATING POST DATA</b>	MATING POST LENGTH						
						4,0mm	<b>40</b>

THE DETACHABLES!

<p>Crane's unique DPGM Series pin strip headers are perfect for anyone needing high density, ULTRA LOW PROFILE connections. Here's how it works. The DPGM is placed on the PC board using the plastic insulator as a standoff. After the part is soldered, the plastic insulator is removed. The part is now ready for low profile mating with a socket or jumper.</p>	
--	--

**SAMPLE HOTLINE: 1-800-676-7644**

# CRANE CONNECTORS - PLATING SPECIFICATIONS

PLATING OPTIONS		CONTACT AREA Inches (Millimeters)	PC TAIL Inches (Millimeters)	UNDERPLATE Inches (Millimeters)
<b>G</b>	Selective	15 $\mu$ " (0,00038) Gold	100 $\mu$ " (0,00254) Tin/Lead - Min	50 $\mu$ " (0,00127) Nickel - Min.
<b>T</b>	Tin / Lead	100 $\mu$ " (0,00254) Tin / Lead	100 $\mu$ " (0,00254) Tin/Lead - Min	50 $\mu$ " (0,00127) Nickel - Min.
<b>M</b>	Selective	50 $\mu$ " (0,00127) Gold	100 $\mu$ " (0,00254) Tin/Lead - Min	50 $\mu$ " (0,00127) Nickel - Min.
<b>H</b>	Selective	30 $\mu$ " (0,00076) Gold	100 $\mu$ " (0,00254) Tin/Lead - Min	50 $\mu$ " (0,00127) Nickel - Min.
<b>L</b>	Selective	10 $\mu$ " (0,00025) Gold	100 $\mu$ " (0,00254) Tin/Lead - Min	50 $\mu$ " (0,00127) Nickel - Min.
<b>F</b>	Selective	3 $\mu$ " (0,00008) Gold	100 $\mu$ " (0,00254) Tin/Lead - Min	50 $\mu$ " (0,00127) Nickel - Min.

## STANDARDS

ISO9001



Crane Connectors  
File No. A-3620

Registered by UL to ISO9001 under UL's accreditation by Raad voor de Certificatie (RvC), the Dutch Council for Certification.

**ENGINEERING NOTE:** The information presented in this catalog page is accurate to the best of our knowledge. Due to ongoing efforts to advance design and material performance, the information is subject to change without notice.

**SAMPLE HOTLINE: 1-800-676-7644**

**CRANE CONNECTORS** • 4700 Smith Road • Cincinnati, Ohio 45212 USA • E-mail Address: info@craneconnectors.com  
Phone: (513) 631-4700 • Fax (513) 631-5700 • Toll Free US (800) 676-7644 • Canada (800) 420-7310