

Silicon NPN Planar RF Transistor

Features

- Low power applications
- Low noise figure
- High transition frequency $f_T = 8$ GHz
- Lead (Pb)-free component
- Component in accordance to RoHS 2002/95/EC and WEEE 2002/96/EC



Applications

For low noise and high gain broadband amplifiers at collector currents from 2 mA to 30 mA.

Mechanical Data

Typ: BFP183T

Case: SOT-143 Plastic case

Weight: approx. 8.0 mg

Marking: 83P

Pinning:

1 = Collector, 2 = Emitter,

3 = Base, 4 = Emitter

Typ: BFP183TW

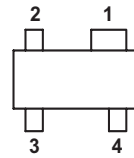
Case: SOT-343 Plastic case

Weight: approx. 6.0 mg

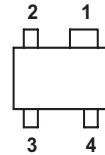

Marking: W83

Pinning:

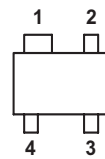

1 = Collector, 2 = Emitter,




SOT-143



SOT-343



SOT-343R



18383



Electrostatic sensitive device.
Observe precautions for handling.

3 = Base, 4 = Emitter

Typ: BFP183TRW

Case: SOT-343R Plastic case

Weight: approx. 6.0 mg

Marking: WSH

Pinning:

1 = Collector, 2 = Emitter,

3 = Base, 4 = Emitter

Absolute Maximum Ratings

$T_{amb} = 25$ °C, unless otherwise specified

Parameter	Test condition	Symbol	Value	Unit
Collector-base voltage		V_{CBO}	15	V
Collector-emitter voltage		V_{CEO}	10	V
Emitter-base voltage		V_{EBO}	2	V
Collector current		I_C	65	mA
Total power dissipation	$T_{amb} \leq 60$ °C	P_{tot}	200	mW
Junction temperature		T_j	150	°C
Storage temperature range		T_{stg}	- 65 to + 150	°C

Maximum Thermal Resistance

Parameter	Test condition	Symbol	Value	Unit
Junction ambient	1)	R_{thJA}	450	K/W

1) on glass fibre printed board (25 x 20 x 1.5) mm³ plated with 35 μm Cu

Electrical DC Characteristics

$T_{amb} = 25\text{ °C}$, unless otherwise specified

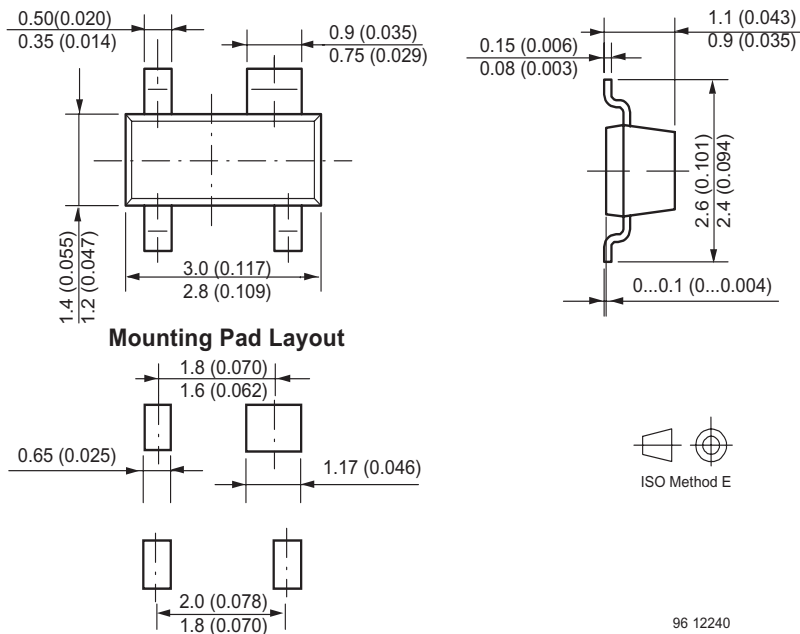
Parameter	Test condition	Symbol	Min	Typ.	Max	Unit
Collector-emitter cut-off current	$V_{CE} = 15\text{ V}, V_{BE} = 0$	I_{CES}			100	μA
Collector-base cut-off current	$V_{CB} = 10\text{ V}, I_E = 0$	I_{CBO}			100	nA
Emitter-base cut-off current	$V_{EB} = 1\text{ V}, I_C = 0$	I_{EBO}			1	μA
Collector-emitter breakdown voltage	$I_C = 1\text{ mA}, I_B = 0$	$V_{(BR)CEO}$	10			V
Collector-emitter saturation voltage	$I_C = 30\text{ mA}, I_B = 3\text{ mA}$	V_{CEsat}		0.1	0.4	V
DC forward current transfer ratio	$V_{CE} = 6\text{ V}, I_C = 5\text{ mA}$	h_{FE}	50	90	150	
	$V_{CE} = 8\text{ V}, I_C = 20\text{ mA}$	h_{FE}	50	110		

Electrical AC Characteristics

T_{amb} = 25 °C, unless otherwise specified

Parameter	Test condition	Symbol	Min	Typ.	Max	Unit
Transition frequency	V _{CE} = 8 V, I _C = 15 mA, f = 500 MHz	f _T	6	7.2		GHz
	V _{CE} = 8 V, I _C = 30 mA, f = 500 MHz	f _T		8		GHz
Collector-base capacitance	V _{CB} = 10 V, f = 1 MHz	C _{cb}		0.4		pF
Collector-emitter capacitance	V _{CE} = 8 V, f = 1 MHz	C _{ce}		0.3		pF
Emitter-base capacitance	V _{EB} = 0.5 V, f = 1 MHz	C _{eb}		0.9		pF
Noise figure	V _{CE} = 6 V, I _C = 5 mA, Z _S = 75 Ω, f = 10 MHz	F		0.9		dB
	V _{CE} = 6 V, I _C = 5 mA, Z _S = Z _{Sopt} , f = 900 MHz	F		1.2		dB
	V _{CE} = 6 V, I _C = 5 mA, Z _S = Z _{Sopt} , f = 2 GHz	F		1.8		dB
Power gain	V _{CE} = 8 V, I _C = 15 mA, Z _S = Z _{Sopt} , Z _L = Z _{Lopt} , f = 900 MHz	G _{pe}		21		dB
	V _{CE} = 8 V, I _C = 15 mA, Z _S = 50 Ω, Z _L = Z _{Lopt} , f = 2 GHz	G _{pe}		12.5		dB
Transducer gain	V _{CE} = 8 V, I _C = 15 mA, Z ₀ = 50 Ω, f = 900 MHz	S _{21e} ²		16.5		dB

Package Dimensions in mm

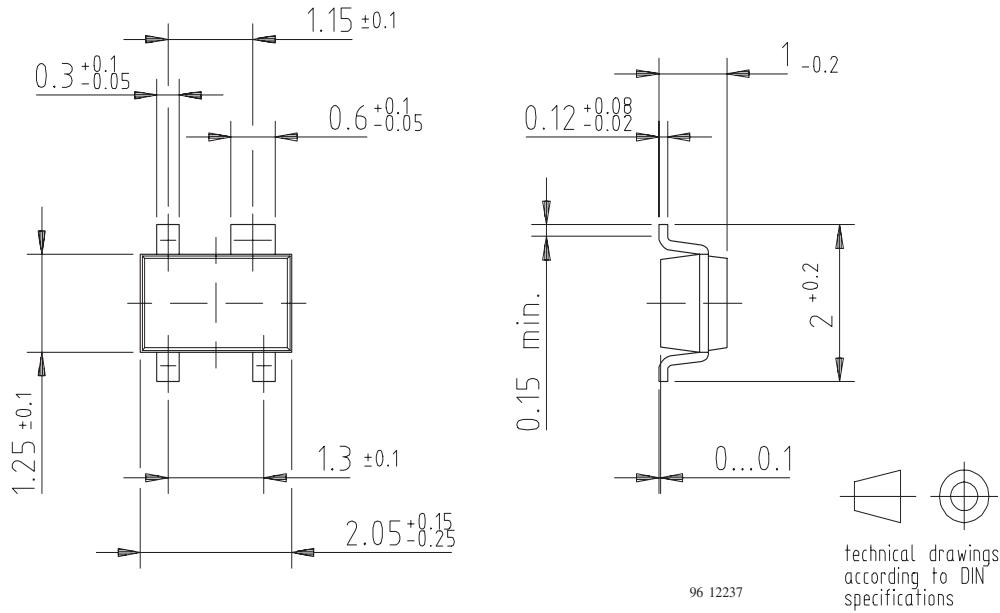


BFP183T / BFP183TW / BFP183TRW

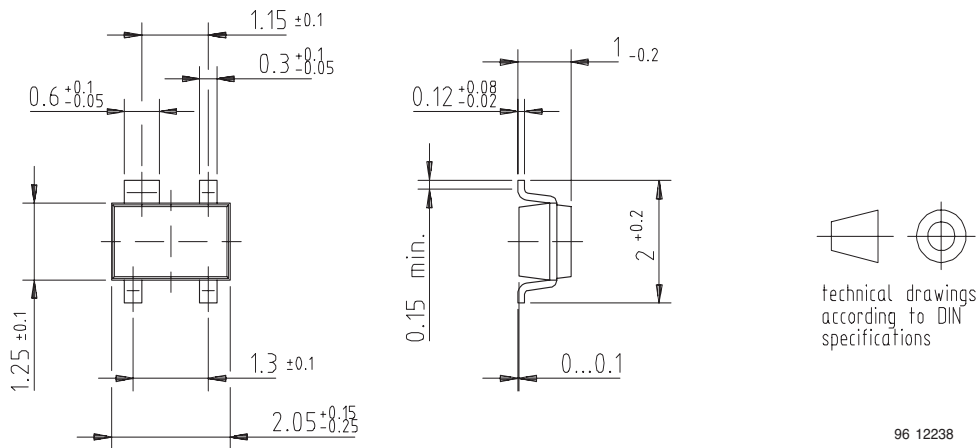


Vishay Semiconductors

Package Dimensions in mm



Package Dimensions in mm





Ozone Depleting Substances Policy Statement

It is the policy of Vishay Semiconductor GmbH to

1. Meet all present and future national and international statutory requirements.
2. Regularly and continuously improve the performance of our products, processes, distribution and operating systems with respect to their impact on the health and safety of our employees and the public, as well as their impact on the environment.

It is particular concern to control or eliminate releases of those substances into the atmosphere which are known as ozone depleting substances (ODSs).

The Montreal Protocol (1987) and its London Amendments (1990) intend to severely restrict the use of ODSs and forbid their use within the next ten years. Various national and international initiatives are pressing for an earlier ban on these substances.

Vishay Semiconductor GmbH has been able to use its policy of continuous improvements to eliminate the use of ODSs listed in the following documents.

1. Annex A, B and list of transitional substances of the Montreal Protocol and the London Amendments respectively
2. Class I and II ozone depleting substances in the Clean Air Act Amendments of 1990 by the Environmental Protection Agency (EPA) in the USA
3. Council Decision 88/540/EEC and 91/690/EEC Annex A, B and C (transitional substances) respectively.

Vishay Semiconductor GmbH can certify that our semiconductors are not manufactured with ozone depleting substances and do not contain such substances.

We reserve the right to make changes to improve technical design and may do so without further notice.

Parameters can vary in different applications. All operating parameters must be validated for each customer application by the customer. Should the buyer use Vishay Semiconductors products for any unintended or unauthorized application, the buyer shall indemnify Vishay Semiconductors against all claims, costs, damages, and expenses, arising out of, directly or indirectly, any claim of personal damage, injury or death associated with such unintended or unauthorized use.

Vishay Semiconductor GmbH, P.O.B. 3535, D-74025 Heilbronn, Germany



Notice

Specifications of the products displayed herein are subject to change without notice. Vishay Intertechnology, Inc., or anyone on its behalf, assumes no responsibility or liability for any errors or inaccuracies.

Information contained herein is intended to provide a product description only. No license, express or implied, by estoppel or otherwise, to any intellectual property rights is granted by this document. Except as provided in Vishay's terms and conditions of sale for such products, Vishay assumes no liability whatsoever, and disclaims any express or implied warranty, relating to sale and/or use of Vishay products including liability or warranties relating to fitness for a particular purpose, merchantability, or infringement of any patent, copyright, or other intellectual property right.

The products shown herein are not designed for use in medical, life-saving, or life-sustaining applications. Customers using or selling these products for use in such applications do so at their own risk and agree to fully indemnify Vishay for any damages resulting from such improper use or sale.