

CSHD10-100C

**SURFACE MOUNT SILICON
DUAL, COMMON CATHODE
HIGH VOLTAGE
SCHOTTKY RECTIFIER
10 AMP, 100 VOLT**



www.centrasemi.com

DESCRIPTION:

The CENTRAL SEMICONDUCTOR CSHD10-100C is a silicon Schottky rectifier designed for high voltage applications requiring a low forward voltage drop. This device is manufactured with two 5.0 Amp Schottky rectifiers assembled in a common cathode configuration.

MARKING: FULL PART NUMBER



DPAK CASE

MAXIMUM RATINGS: ($T_A=25^{\circ}\text{C}$ unless otherwise noted)

	SYMBOL		UNITS
Peak Repetitive Reverse Voltage	V_{RRM}	100	V
DC Blocking Voltage	V_R	100	V
Average Rectified Forward Current ($T_C=75^{\circ}\text{C}$)	I_O	10	A
Peak Forward Surge Current, $t_p=8.3\text{ms}$	I_{FSM}	100	A
Operating and Storage Junction Temperature	T_J, T_{stg}	-65 to +175	$^{\circ}\text{C}$
Thermal Resistance	θ_{JC}	3.0	$^{\circ}\text{C}/\text{W}$

ELECTRICAL CHARACTERISTICS PER DIODE: ($T_A=25^{\circ}\text{C}$ unless otherwise noted)

SYMBOL	TEST CONDITIONS	TYP	MAX	UNITS
I_R	$V_R=100\text{V}$	3.3	50	μA
I_R	$V_R=100\text{V}, T_J=100^{\circ}\text{C}$		20	mA
V_F	$I_F=5.0\text{A}$	0.78	0.8	V
V_F	$I_F=10\text{A}$	0.86		V

CSHD10-100C

**SURFACE MOUNT SILICON
DUAL, COMMON CATHODE
HIGH VOLTAGE
SCHOTTKY RECTIFIER
10 AMP, 100 VOLT**



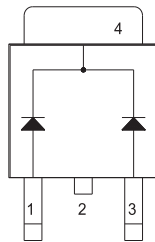
DPAK CASE - MECHANICAL OUTLINE



LEAD CODE:

- 1) Anode 1
 - 2) Cathode
 - 3) Anode 2
 - 4) Cathode
- Pin 2 is common to the tab (4)

MARKING: FULL PART NUMBER



SYMBOL	DIMENSIONS			
	INCHES		MILLIMETERS	
	MIN	MAX	MIN	MAX
A	0.083	0.108	2.10	2.75
B	0.016	0.032	0.40	0.81
C	0.035	0.063	0.89	1.60
D	0.203	0.228	5.15	5.79
E	0.020	-	0.51	-
F	0.018	0.024	0.45	0.60
G	0.051	0.071	1.30	1.80
H	0.248	0.268	6.30	6.81
J	0.197	0.217	5.00	5.50
K	0.209	0.245	5.30	6.22
L	0.025	0.040	0.64	1.02
M	0.090	0.115	2.30	2.91
N	0.012	0.045	0.30	1.14
P	0.180		4.60	
R	0.090		2.30	

DPAK (REV: R0)

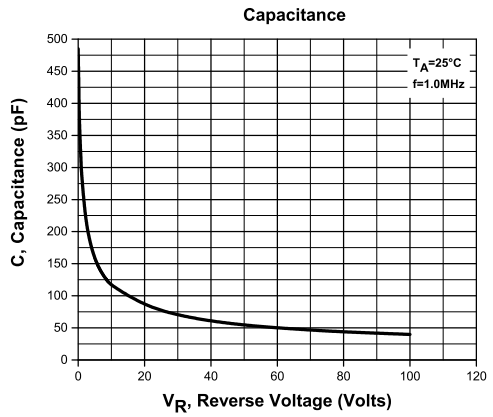
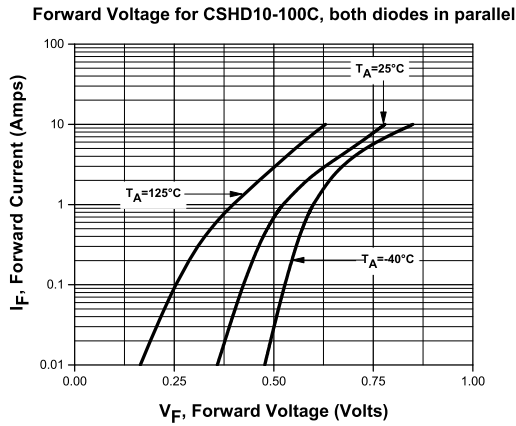
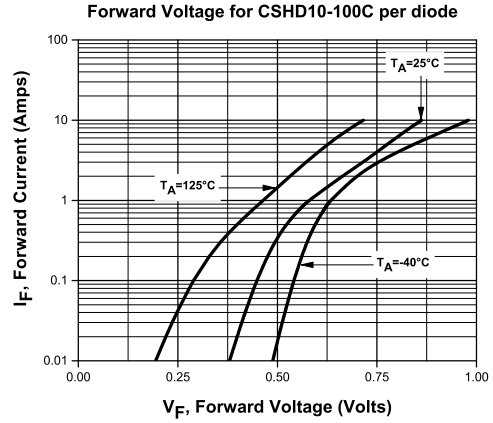
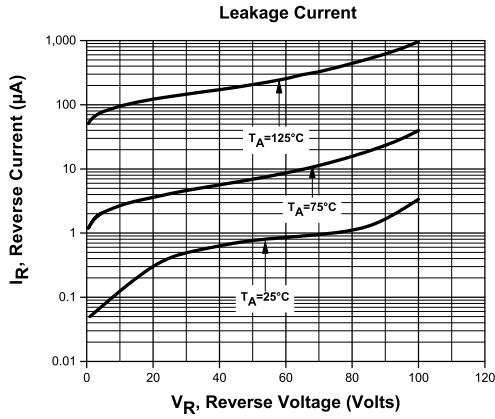
R2 (26-February 2016)

CSHD10-100C

SURFACE MOUNT SILICON
DUAL, COMMON CATHODE
HIGH VOLTAGE
SCHOTTKY RECTIFIER
10 AMP, 100 VOLT



TYPICAL ELECTRICAL CHARACTERISTICS



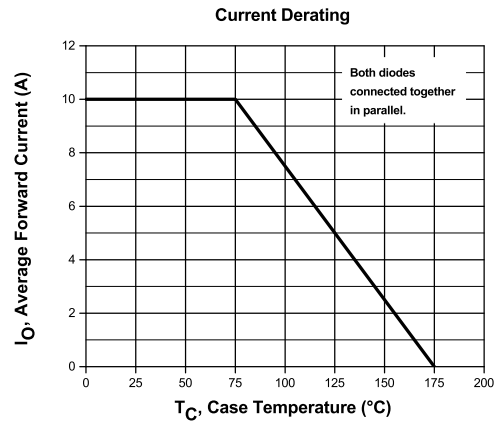
R2 (26-February 2016)

CSHD10-100C

SURFACE MOUNT SILICON
DUAL, COMMON CATHODE
HIGH VOLTAGE
SCHOTTKY RECTIFIER
10 AMP, 100 VOLT



TYPICAL ELECTRICAL CHARACTERISTICS



R2 (26-February 2016)

OUTSTANDING SUPPORT AND SUPERIOR SERVICES



PRODUCT SUPPORT

Central's operations team provides the highest level of support to insure product is delivered on-time.

- Supply management (Customer portals)
- Inventory bonding
- Consolidated shipping options
- Custom bar coding for shipments
- Custom product packing

DESIGNER SUPPORT/SERVICES

Central's applications engineering team is ready to discuss your design challenges. Just ask.

- Free quick ship samples (2nd day air)
- Online technical data and parametric search
- SPICE models
- Custom electrical curves
- Environmental regulation compliance
- Customer specific screening
- Up-screening capabilities
- Special wafer diffusions
- PbSn plating options
- Package details
- Application notes
- Application and design sample kits
- Custom product and package development

REQUESTING PRODUCT PLATING

1. If requesting Tin/Lead plated devices, add the suffix " TIN/LEAD" to the part number when ordering (example: 2N2222A TIN/LEAD).
2. If requesting Lead (Pb) Free plated devices, add the suffix " PBFREE" to the part number when ordering (example: 2N2222A PBFREE).

CONTACT US

Corporate Headquarters & Customer Support Team

Central Semiconductor Corp.
145 Adams Avenue
Hauppauge, NY 11788 USA
Main Tel: (631) 435-1110
Main Fax: (631) 435-1824
Support Team Fax: (631) 435-3388
www.centrasemi.com

Worldwide Field Representatives:
www.centrasemi.com/wwreps

Worldwide Distributors:
www.centrasemi.com/wwdistributors

For the latest version of Central Semiconductor's **LIMITATIONS AND DAMAGES DISCLAIMER**, which is part of Central's Standard Terms and Conditions of sale, visit: www.centrasemi.com/terms