



1SMC5334 SERIES

SURFACE MOUNT SILICON ZENER DIODES

VOLTAGE 3.6 ~ 51 Volts **CURRENT** 5 Watts

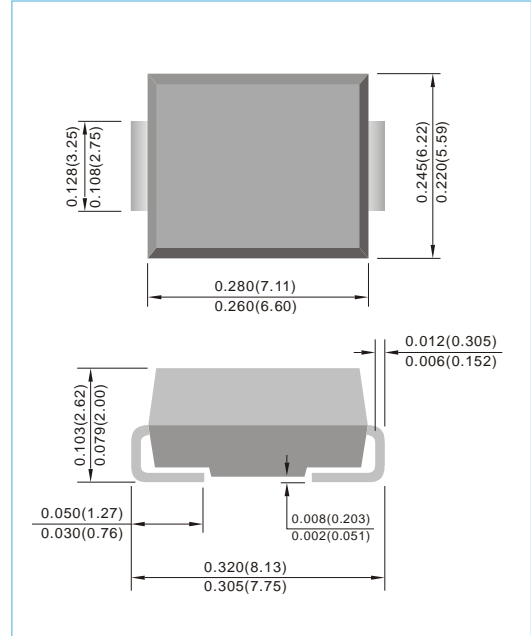
SMC / DO-214AB Unit : inch(mm)

FEATURES

- For surface mounted applications in order to optimize board space.
- Low profile package
- Built-in strain relief
- Glass passivated junction
- Low inductance
- Plastic package has Underwriters Laboratory Flammability Classification 94V-O
- In compliance with EU RoHS 2002/95/EC directives

MECHANICAL DATA

- Case: JEDEC DO-214AB, Molded plastic over passivated junction.
- Terminals: Solder plated, solderable per MIL-STD-750, Method 2026
- Polarity: Color band denotes cathode end
- Standard Packaging: 16mm tape (EIA-481)
- Weight: 0.0082 ounce, 0.2325 gram



MAXIMUM RATINGS AND ELECTRICAL CHARACTERISTICS

Ratings at 25°C ambient temperature unless otherwise specified.

| Parameter | Symbol | Value | Units |
|--|-----------------------------------|-------------|-------|
| DC Power Dissipation on TL=75°C ,Measure at Zero Lead Length Derate above 75°C | P _D | 5.0 | Watts |
| Operating Junction and Storage Temperature Range | T _J , T _{STG} | -55 to +150 | °C |



1SMC5334 SERIES

| Part Number | Nominal Zener Voltage | | | Max. Zener Impedance | | | | Max. Reverse Leakage Current | | Marking Code |
|---------------------|----------------------------------|--------|--------|-----------------------------------|-----|-----------------------------------|----|---------------------------------|------|--------------|
| | V _Z @ I _{ZT} | | | Z _{ZT} @ I _{ZT} | | Z _{ZK} @ I _{ZK} | | I _R @ V _R | | |
| | Nom. V | Min. V | Max. V | Ω | mA | Ω | mA | μA | V | |
| 5 Watt Zener Diodes | | | | | | | | | | |
| 1SMC5334 | 3.6 | 3.42 | 3.78 | 3 | 350 | 500 | 1 | 150 | 1.0 | 334B |
| 1SMC5335 | 3.9 | 3.71 | 4.10 | 2 | 320 | 500 | 1 | 50 | 1.0 | 335B |
| 1SMC5336 | 4.3 | 4.09 | 4.52 | 2 | 290 | 500 | 1 | 10 | 1.0 | 336B |
| 1SMC5337 | 4.7 | 4.47 | 4.94 | 2 | 264 | 450 | 1 | 10 | 1.0 | 337B |
| 1SMC5338 | 5.1 | 4.85 | 5.36 | 2 | 240 | 400 | 1 | 10 | 1.0 | 338B |
| 1SMC5339 | 5.6 | 5.32 | 5.88 | 1 | 220 | 400 | 1 | 10 | 2.0 | 339B |
| 1SMC5340 | 6.0 | 5.70 | 6.30 | 1 | 200 | 300 | 1 | 10 | 3.0 | 340B |
| 1SMC5342 | 6.8 | 6.46 | 7.14 | 1 | 175 | 200 | 1 | 10 | 5.2 | 342B |
| 1SMC5343 | 7.5 | 7.13 | 7.88 | 2 | 175 | 200 | 1 | 10 | 5.7 | 343B |
| 1SMC5344 | 8.2 | 7.79 | 8.61 | 2 | 150 | 200 | 1 | 10 | 6.2 | 344B |
| 1SMC5345 | 8.7 | 8.27 | 9.14 | 2 | 150 | 200 | 1 | 10 | 6.6 | 345B |
| 1SMC5346 | 9.1 | 8.65 | 9.56 | 2 | 150 | 150 | 1 | 7.5 | 6.9 | 346B |
| 1SMC5347 | 10 | 9.5 | 10.5 | 2 | 125 | 125 | 1 | 5 | 7.6 | 347B |
| 1SMC5348 | 11 | 10.45 | 11.55 | 3 | 125 | 125 | 1 | 5 | 8.4 | 348B |
| 1SMC5349 | 12 | 11.4 | 12.6 | 3 | 100 | 125 | 1 | 2 | 9.1 | 349B |
| 1SMC5350 | 13 | 12.35 | 13.65 | 3 | 100 | 100 | 1 | 1 | 9.9 | 350B |
| 1SMC5351 | 14 | 13.3 | 14.7 | 3 | 100 | 75 | 1 | 1 | 10.6 | 351B |
| 1SMC5352 | 15 | 14.25 | 15.75 | 3 | 75 | 75 | 1 | 1 | 11.5 | 352B |
| 1SMC5353 | 16 | 15.2 | 16.8 | 3 | 75 | 75 | 1 | 1 | 12.2 | 353B |
| 1SMC5354 | 17 | 16.15 | 17.85 | 3 | 70 | 75 | 1 | 0.5 | 12.9 | 354B |
| 1SMC5355 | 18 | 17.1 | 18.9 | 3 | 65 | 75 | 1 | 0.5 | 13.7 | 355B |
| 1SMC5356 | 19 | 18.05 | 19.95 | 3 | 65 | 75 | 1 | 0.5 | 14.4 | 356B |
| 1SMC5357 | 20 | 19 | 21 | 3 | 65 | 75 | 1 | 0.5 | 15.2 | 357B |
| 1SMC5358 | 22 | 20.9 | 23.1 | 4 | 50 | 75 | 1 | 0.5 | 16.7 | 358B |
| 1SMC5359 | 24 | 22.8 | 25.2 | 4 | 50 | 100 | 1 | 0.5 | 18.2 | 359B |
| 1SMC5360 | 25 | 23.75 | 26.25 | 4 | 50 | 110 | 1 | 0.5 | 19 | 360B |
| 1SMC5361 | 27 | 25.65 | 28.35 | 5 | 50 | 120 | 1 | 0.5 | 20.6 | 361B |
| 1SMC5362 | 28 | 26.6 | 29.4 | 6 | 50 | 130 | 1 | 0.5 | 21.2 | 362B |
| 1SMC5363 | 30 | 28.5 | 31.5 | 8 | 40 | 140 | 1 | 0.5 | 22.8 | 363B |
| 1SMC5364 | 33 | 31.35 | 34.65 | 10 | 40 | 150 | 1 | 0.5 | 25.1 | 364B |
| 1SMC5365 | 36 | 34.2 | 37.8 | 11 | 30 | 160 | 1 | 0.5 | 27.4 | 365B |
| 1SMC5366 | 39 | 37.05 | 40.95 | 14 | 30 | 170 | 1 | 0.5 | 29.7 | 366B |
| 1SMC5367 | 43 | 40.85 | 45.15 | 20 | 30 | 190 | 1 | 0.5 | 32.7 | 367B |
| 1SMC5368 | 47 | 44.65 | 49.35 | 25 | 25 | 210 | 1 | 0.5 | 35.8 | 368B |
| 1SMC5369 | 51 | 48.45 | 53.55 | 27 | 25 | 230 | 1 | 0.5 | 38.8 | 369B |



1SMC5334 SERIES

RATING AND CHARACTERISTIC CURVES

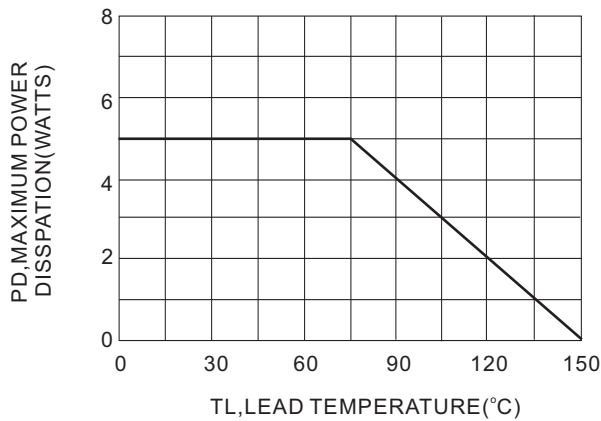


Fig.1-POWER TEMPERATURE DERATING CURVE

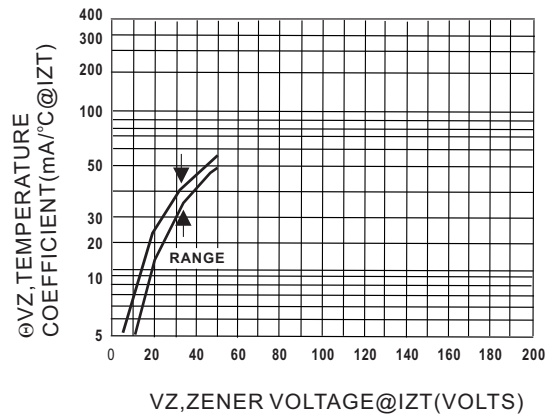


Fig.2-TEMPERATURE COEFFICIENT-RANGE

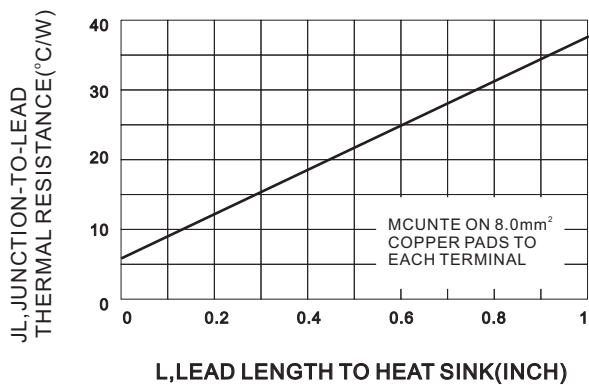


Fig.3-TYPICAL THERMAL RESISTANCE

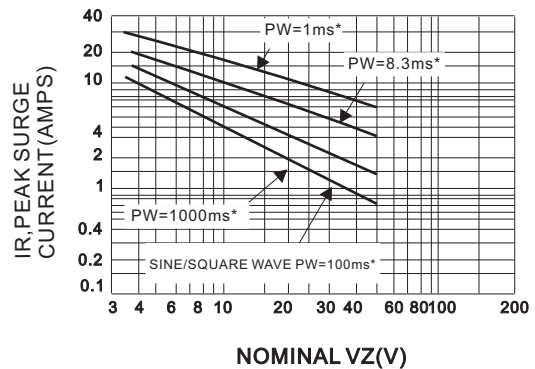


Fig.4-MAXIMUM NON-REPETITIVE SURGE CURRENT VERSUS NOMINAL ZENER VOLTAGE

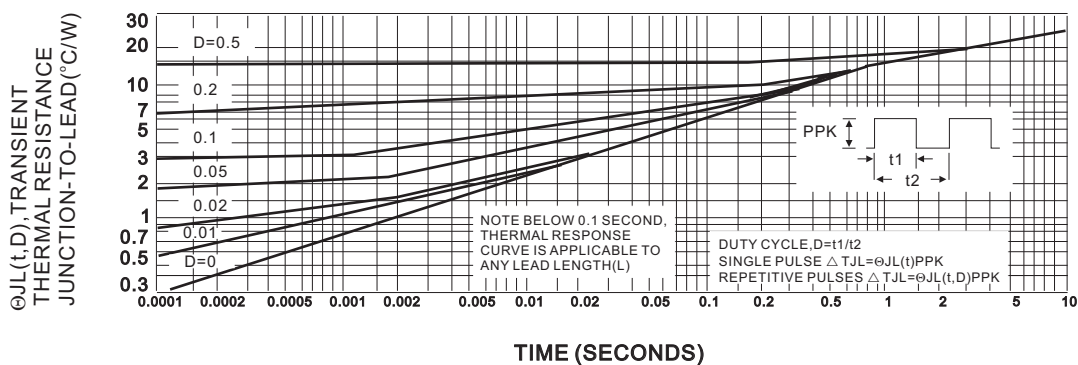


Fig.5-TYPICAL THERMAL RESPONSE



1SMC5334 SERIES

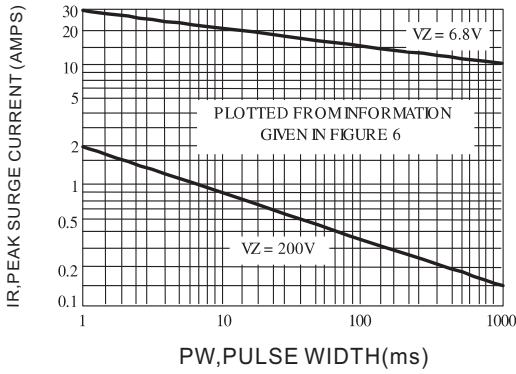


Fig.6-PEAK SURGE CURRENT VERSUS PULSE WIDTH

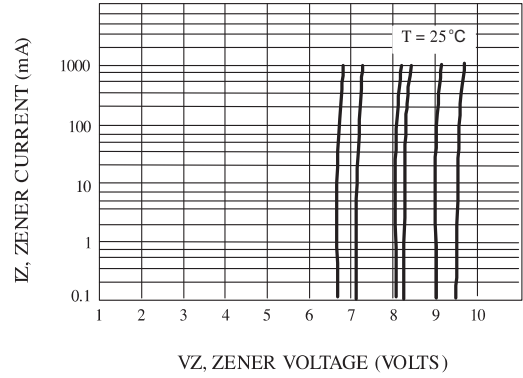


Fig.7-ZENER VOLTAGE VERSUS ZENER CURRENT VZ=6.8 THRU 10 VOLTS

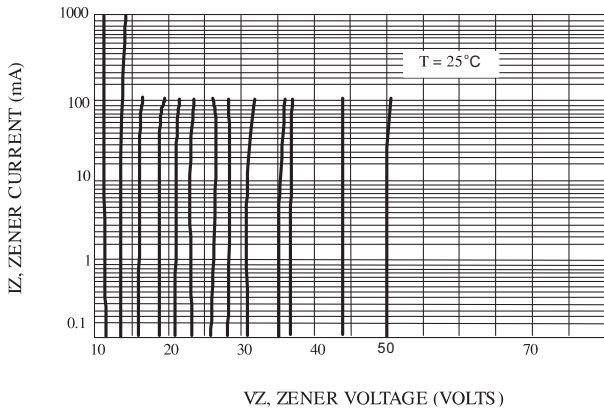
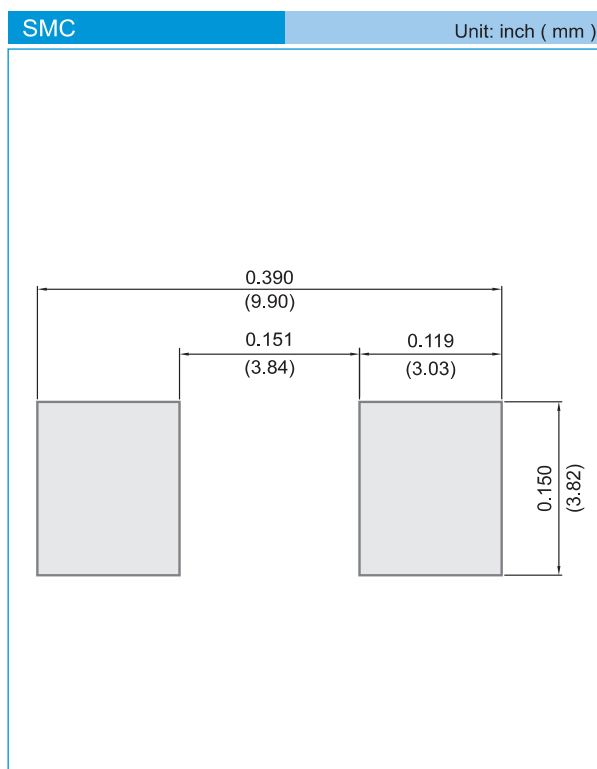


Fig.8-ZENER VOLTAGE VERSUS ZENER CURRENT VZ=11 THRU 51 VOLTS



1SMC5334 SERIES

MOUNTING PAD LAYOUT



ORDER INFORMATION

- Packing information
 - T/R - 3K per 13" plastic Reel
 - T/R - 0.5Kper 7" plastic Reel

LEGAL STATEMENT

Copyright PanJit International, Inc 2011

The information presented in this document is believed to be accurate and reliable. The specifications and information herein are subject to change without notice. Pan Jit makes no warranty, representation or guarantee regarding the suitability of its products for any particular purpose. Pan Jit products are not authorized for use in life support devices or systems. Pan Jit does not convey any license under its patent rights or rights of others.