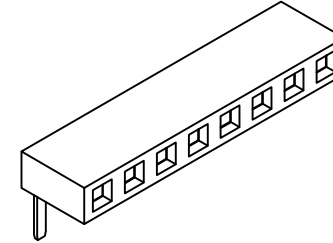
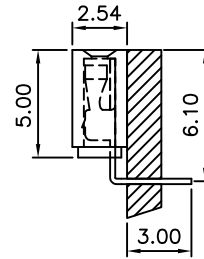
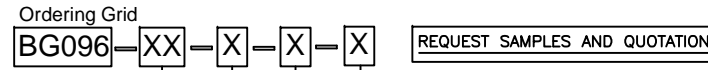


RECOMMENDED PCB LAYOUT



CONTACTS	DIMENSIONS	
	A	B
2	2.54	5.58
3	5.08	8.12
4	7.62	10.66
5	10.16	13.20
6	12.70	15.74
7	15.24	18.28
8	17.78	20.82
9	20.32	23.36
10	22.86	25.90
11	25.40	28.44
12	27.94	30.98
13	30.48	33.52
14	33.02	36.06
15	35.56	38.60
16	38.10	41.14
17	40.64	43.68
18	43.18	46.22
19	45.72	48.76
20	48.26	51.30
21	50.80	53.84
22	53.34	56.38
23	55.88	58.92
24	58.42	61.46
25	60.96	64.00
26	63.50	66.54
27	66.04	69.08
28	68.58	71.62
29	71.12	74.16
30	73.66	76.70
31	76.20	79.24
32	78.74	81.78
33	81.28	84.32
34	83.82	86.86
35	86.36	89.40
36	88.90	91.94
37	91.44	94.48
38	93.98	97.02
39	96.52	99.56
40	99.06	102.10

SPECIFICATIONS 规格
 CURRENT RATING 电流额定值: 3 AMP
 INSULATOR RESISTANCE 绝缘电阻值: 1000 MEGOHMS MIN.
 DIELECTRIC WITHSTANDING 耐电压: AC 600 V
 CONTACT RESISTANCE 接触电阻值: 20mΩ Max.
 OPERATING TEMPERATURE 工作温度: -40°C TO +105°C
 CONTACT MATERIAL 端子物料: COPPER ALLOY
 CONTACT PLATING: GOLD/TIN OVER NICKEL
 INSULATOR MATERIAL 绝缘体物料:
 STANDARD 标准物料: POLYAMIDE 聚酰胺, NYLON 6T, UL 94-V0
 OPTIONS 可选物料: POLYESTER 聚酯, LCP, UL 94-V0
 OR POLYESTER 聚酯, PBT, UL94-V0
 SOLDERING PROCESS 可焊性:
 NYLON 6T (STANDARD 标准物料) -
 IR REFLOW 回流焊: 260°C for 10 sec.
 WAVE 波峰焊: 230°C for 5-10 sec.
 MANUAL SOLDER 人工焊接: 350°C for 3-5 sec
 PBT (OPTION 可选物料) - MANUAL SOLDER 人工焊接: 330°C for 3-5 sec.
 (NOT SUITABLE FOR HI-TEMP PROCESS 不适合高温处理)
 LCP (OPTION 可选物料) -
 IR REFLOW 回流焊: 260°C for 10 sec.
 WAVE 波峰焊: 250°C for 5-10 sec.
 MANUAL SOLDER 人工焊接: 350°C for 3-5 sec
 MATES WITH 配套之母座 (SUBJECT TO PIN LENGTH 在端子长度适合的条件下):
 BG020 BG030 BG035 BG055 BG060
 BG075 BG080



No. of Contacts: 02 to 40

Contact Plating:
 A = Gold Flash All Over
 B = Selective Gold Flash Contact Area/Tin On Tail
 C = Tin All Over
 G = 10µ" Gold Contact Area/Tin On Tail
 I = 30µ" Gold Contact Area/Tin On Tail
Standard = Gold Flash All Over

Packing Options
 D = Tube (Standard)
 G = Plastic Box

Insulator Material
 N = Nylon 6T (Standard)
 P = PBT
 L = LCP

By	LYH	CB	DR
DETAIL	DRAWING RELEASE	PACKING OPTIONS CHANGED	CHANGE TO SOLDER TEMP. INFORMATION
REV DATE	A 10/03/09	B 27/04/09	C 05/08/09



Tolerances (Except as noted)	Part Number:-	Date:-
Dimensions in mm	BG096	10 MAR 09
X. ± 0.30 X.° ± 5°	Description:-	
X.X ± 0.20 .X° ± 2°	2.54mm PITCH SOCKET, SINGLE ROW, THROUGH-HOLE, HORIZONTAL, DUAL BEAM FOLDED CONTACTS	
X.XX ± 0.15 .XX° ± 1°	© THIS DRAWING IS CONFIDENTIAL AND MUST NOT BE COPIED OR DISCLOSED WITHOUT WRITTEN CONSENT	
X.XXX ± 0.10 .XXX° ± 0.5°	Scale NTS	Revision C
Third Angle Projection	Material See Note	Drawn by LYH
	E & OE	Sheet No. 1/1

Global Connector Technology

www.globalconnectortechnology.com