

TOSHIBA

MICROWAVE SEMICONDUCTOR TECHNICAL DATA

MICROWAVE POWER GaAs FET

TIM3536-60

FEATURES :

- HIGH POWER
P1dB=48dBm at 3.5GHz to 3.6GHz
- HIGH GAIN
G1dB=9dB at 3.5GHz to 3.6GHz
- INTERNALLY MATCHED TYPE
- HERMETICALLY SEALED PACKAGE

RF PERFORMANCE SPECIFICATIONS (Ta= 25°C)

CHARACTERISTICS	SYMBOL	CONDITION	UNIT	MIN.	TYP.	MAX.
Output Power at 1dB Compression Point	P1dB	VDS= 12 V f=3.5-3.6 GHz IDS (RF Off) ≐ 9A	dBm	47.0	48.0	—
Power Gain at 1dB Compression Point	G1dB		dB	8.0	9.0	—
Drain Current	IDS		A	—	12.0	15.0
Power Added Efficiency	η_{add}		%	—	38	—
Channel-Temperature Rise	ΔT_{ch}	Note1	°C	—	—	100

Note 1 : $\Delta T_{ch} = (VDS \times IDS + P_{in} - P_o) \times R_{th}(c-c)$

ELECTRICAL CHARACTERISTICS (Ta= 25°C)

CHARACTERISTICS	SYMBOL	CONDITION	UNIT	MIN.	TYP.	MAX.
Transconductance	gm	VDS= 3V IDS= 12.0A	S	—	20	—
Pinch-off Voltage	VGSoff	VDS= 3V IDS= 300mA	V	-0.5	-1.8	-2.5
Saturated Drain Current	IDSS	VDS= 3V VGS= 0V	A	—	38	46
Gate-Source Breakdown Voltage	VGSO	IGS= -500 μ A	V	-5	—	—
Thermal Resistance	Rth(c-c)	Channel to Case	°C/W	—	0.6	0.8

Recommended Gate Resistance(Rg) : $R_g = R_{g1}(10 \Omega) + R_{g2}(18 \Omega) = 28 \Omega$ (MAX.)

★The information contained herein is presented only as a guide for the applications of our products. No responsibility is assumed by TOSHIBA for any infringements of patents or other rights of the third parties which may result from its use. No license is granted by implication or otherwise under any patent or patent rights of TOSHIBA or others.

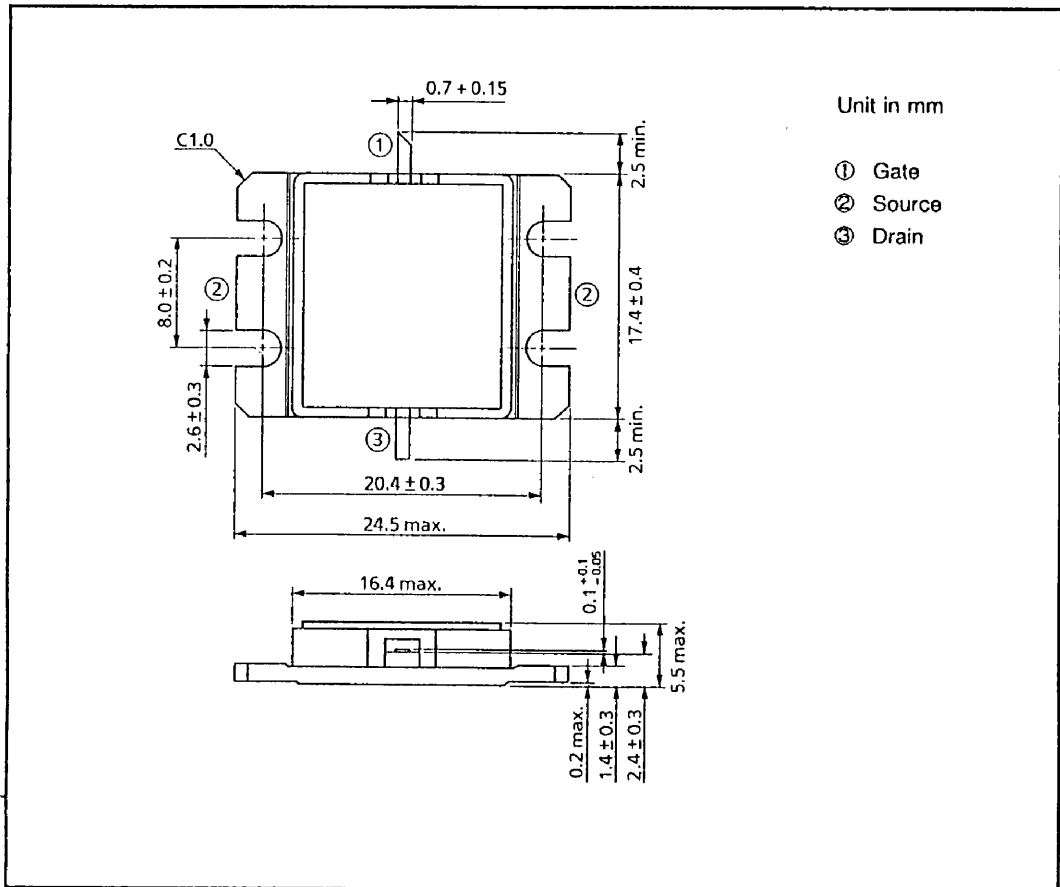
★The information contained herein may be changed without prior notice. It is therefore advisable to contact TOSHIBA before proceeding with the design of equipment incorporating this product.

TIM3536-60

ABSOLUTE MAXIMUM RATINGS (Ta= 25°C)

CHARACTERISTICS	SYMBOL	RATING	UNIT
Drain-Source Voltage	VDS	15	V
Gate-Source Voltage	VGS	-5	V
Drain Current	IDS	46	A
Total Power Dissipation (Tc= 25 °C)	PT	185	W
Channel Temperature	Tch	175	°C
Storage	Tstg	-65 ~ +175	°C

PACKAGE OUTLINE (2-16G1B)

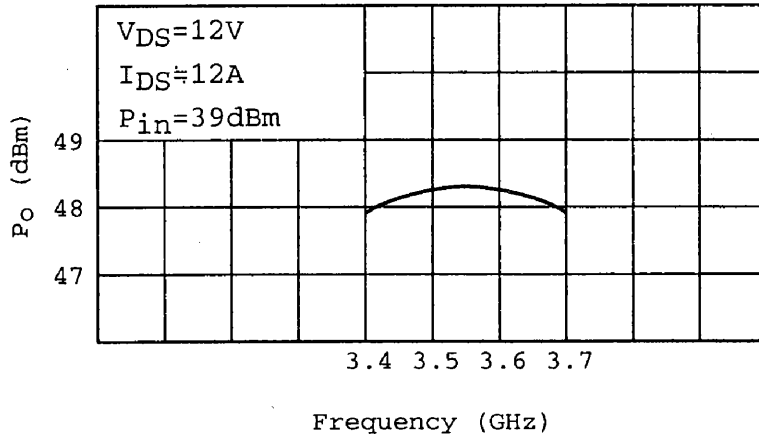


HANDLING PRECAUTIONS FOR PACKAGED TYPE

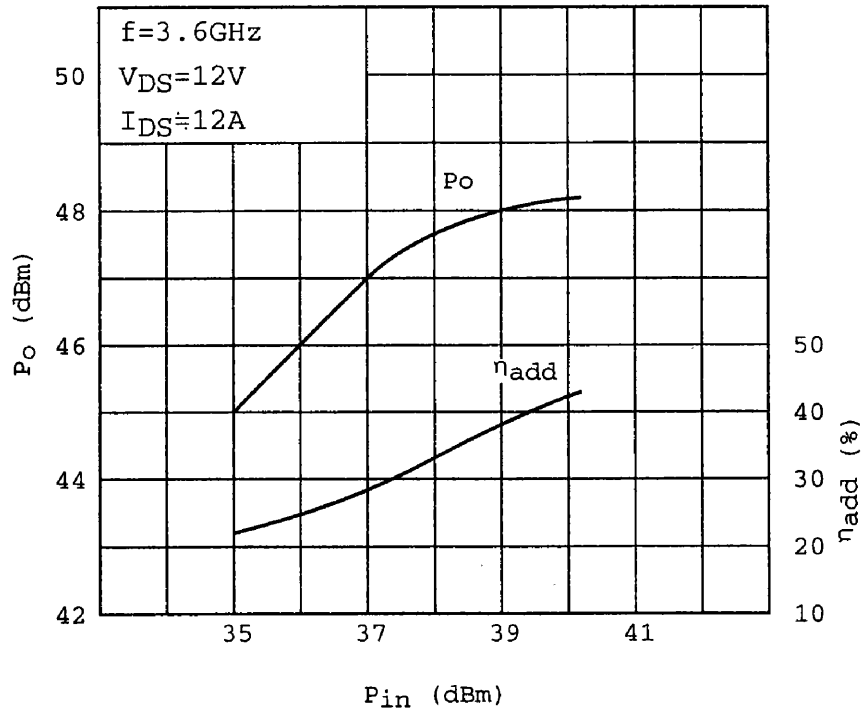
Soldering iron should be grounded and the operating time should not exceed 10 seconds at 260°C

RF PERFORMANCES

Output Power vs. Frequency



Output Power vs. Input Power



TIM3536-60

POWER DISSIPATION VS. CASE TEMPERATURE

