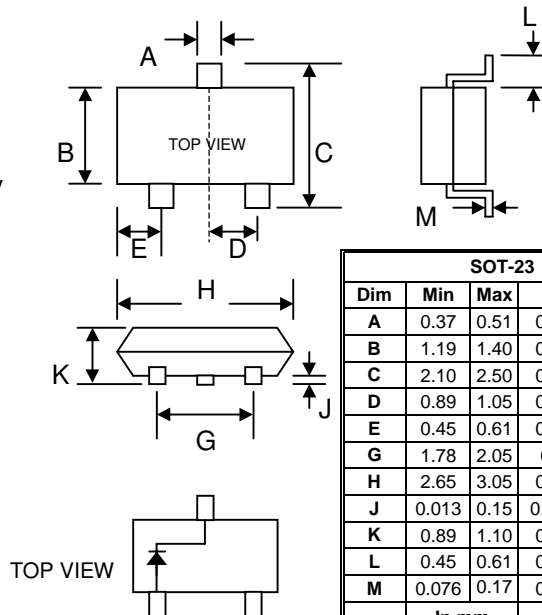


Data Sheet 2597, Rev. –

Features

- Planar Die Construction
- 350mW Power Dissipation
- 2.4 – 39V Nominal Zener Voltage
- 5% Standard Vz Tolerance
- Designed for Surface Mount Application
- Plastic Material – UL Recognition Flammability Classification 94V-O



SOT-23				
Dim	Min	Max	Min	Max
A	0.37	0.51	0.014	0.020
B	1.19	1.40	0.047	0.055
C	2.10	2.50	0.083	0.098
D	0.89	1.05	0.035	0.041
E	0.45	0.61	0.018	0.024
G	1.78	2.05	0.07	0.081
H	2.65	3.05	0.104	0.120
J	0.013	0.15	0.0005	0.006
K	0.89	1.10	0.035	0.043
L	0.45	0.61	0.018	0.024
M	0.076	0.17	0.003	0.007
	In mm		In inch	

Mechanical Data

- Case: SOT-23, Molded Plastic
- Terminals: Plated Leads Solderable per MIL-STD-202, Method 208
- Polarity: See Diagram
- Weight: 0.008 grams (approx.)
- Marking: Device Code (See Table Next Page)

Maximum Ratings @T_A=25°C unless otherwise specified

Characteristic	Symbol	Value	Unit
Peak Pulse Power Dissipation at T _A = 25°C (Note 1)	P _d	350	mW
Forward Voltage @ I _F = 10mA	V _F	0.9	V
Thermal Resistance Junction to Ambient (Note 1)	R _{θJA}	357	°C/W
Operating and Storage Temperature Range	T _i , T _{STG}	-65 to +150	°C

Note: 1. Valid provided that device terminals are kept at ambient temperature.

Electrical Characteristics @ $T_A=25^\circ\text{C}$ unless otherwise specified

Type Number (Note 1)	Device Marking Code	Zener Voltage Range (Note 2)			Maximum Zener Impedance (Note 3)				Max Reverse Leakage Current		Temp. Coefficient of Zener Voltage @ I_{ZT} mV / $^\circ\text{C}$	
		$V_Z @ I_{ZT}$			$Z_{ZT} @ I_{ZT}$		$Z_{ZK} @ I_{ZK}$		I_R	@ V_R	Min	Max
		Nom (V)	Min (V)	Max (V)	(Ω)	(mA)	(Ω)	(mA)	(μA)	(V)		
BZX84C2V4	W1	2.4	2.28	2.56	100	5.0	600	1.0	50	1.0	-3.5	0
BZX84C2V7	W2	2.7	2.5	2.9	100	5.0	600	1.0	20	1.0	-3.5	0
BZX84C3	W3	3.0	2.8	3.2	95	5.0	600	1.0	10	1.0	-3.5	0
BZX84C3V3	W4	3.3	3.1	3.5	95	5.0	600	1.0	5.0	1.0	-3.5	0
BZX84C3V6	W5	3.6	3.4	3.8	90	5.0	600	1.0	5.0	1.0	-3.5	0
BZX84C3V9	W6	3.9	3.7	4.1	90	5.0	600	1.0	3.0	1.0	-3.5	0
BZX84C4V3	W7	4.3	4.0	4.6	90	5.0	600	1.0	3.0	1.0	-3.5	0
BZX84C4V7	W8	4.7	4.4	5.0	80	5.0	500	1.0	3.0	2.0	-3.5	0.2
BZX84C5V1	W9	5.1	4.8	5.4	60	5.0	480	1.0	2.0	2.0	-2.7	1.2
BZX84C5V6	WA	5.6	5.2	6.0	40	5.0	400	1.0	1.0	2.0	-2.0	2.5
BZX84C6V2	WB	6.2	5.8	6.6	10	5.0	150	1.0	3.0	4.0	0.4	3.7
BZX84C6V8	WC	6.8	6.4	7.2	15	5.0	80	1.0	2.0	4.0	1.2	4.5
BZX84C7V5	WD	7.5	7.0	7.9	15	5.0	80	1.0	1.0	5.0	2.5	5.3
BZX84C8V2	WE	8.2	7.7	8.7	15	5.0	80	1.0	0.7	5.0	3.2	6.2
BZX84C9V1	WF	9.1	8.5	9.6	15	5.0	100	1.0	0.5	6.0	3.8	7.0
BZX84C10	WG	10	9.4	10.6	20	5.0	150	1.0	0.2	7.0	4.5	8.0
BZX84C11	WH	11	10.4	11.6	20	5.0	150	1.0	0.1	8.0	5.4	9.0
BZX84C12	WI	12	11.4	12.7	25	5.0	150	1.0	0.1	8.0	6.0	10
BZX84C13	WK	13	12.4	14.1	30	5.0	170	1.0	0.1	8.0	7.0	11
BZX84C15	WL	15	13.8	15.6	30	5.0	200	1.0	0.1	10.5	9.2	13
BZX84C16	WM	16	15.3	17.1	40	5.0	200	1.0	0.1	11.2	10.4	14
BZX84C18	WN	18	16.8	19.1	45	5.0	225	1.0	0.1	12.6	12.4	16
BZX84C20	WO	20	18.8	21.2	55	5.0	225	1.0	0.1	14	14.4	18
BZX84C22	WP	22	20.8	23.3	55	5.0	250	1.0	0.1	15.4	16.4	20
BZX84C24	WR	24	22.8	25.6	70	5.0	250	1.0	0.1	16.8	18.4	22
BZX84C27	WS	27	25.1	28.9	80	2.0	300	0.5	0.1	18.9	21.4	25.3
BZX84C30	WT	30	28	32	80	2.0	300	0.5	0.1	21	24.4	29.4
BZX84C33	WU	33	31	35	80	2.0	325	0.5	0.1	23.1	27.4	33.4
BZX84C36	WW	36	34	38	90	2.0	350	0.5	0.1	25.2	30.4	37.4
BZX84C39	WX	39	37	41	130	2.0	350	0.5	0.1	27.3	33.4	41.2

- Note: 1. Type numbers listed have standard tolerance on the nominal zener voltage of $\pm 5\%$.
 2. Measured with pulses $t_p = 5\text{ms}$.
 3. $f = 1\text{KHz}$

Data Sheet 2597, Rev. –

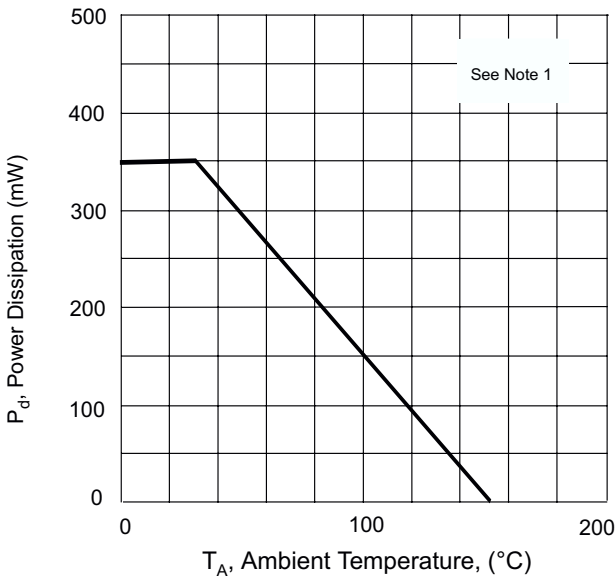


Fig. 1 Power Derating Curve

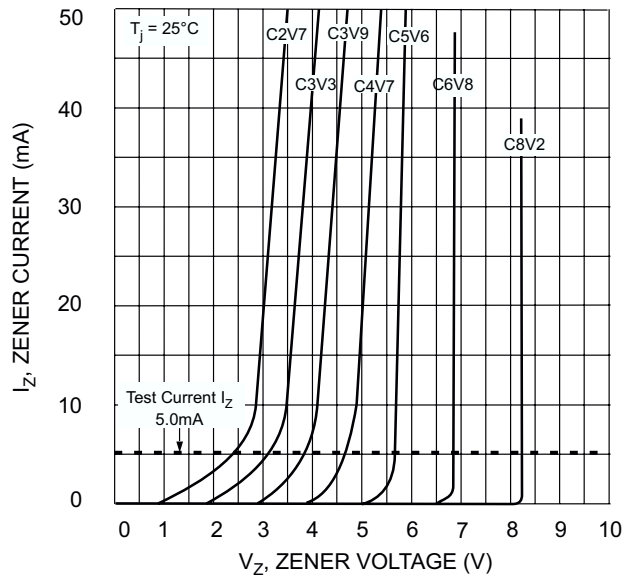


Fig. 2 Zener Breakdown Characteristics

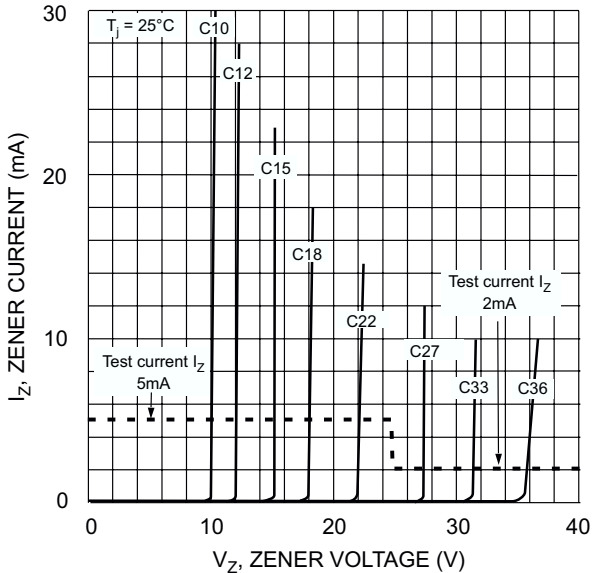


Fig. 3 Zener Breakdown Characteristics

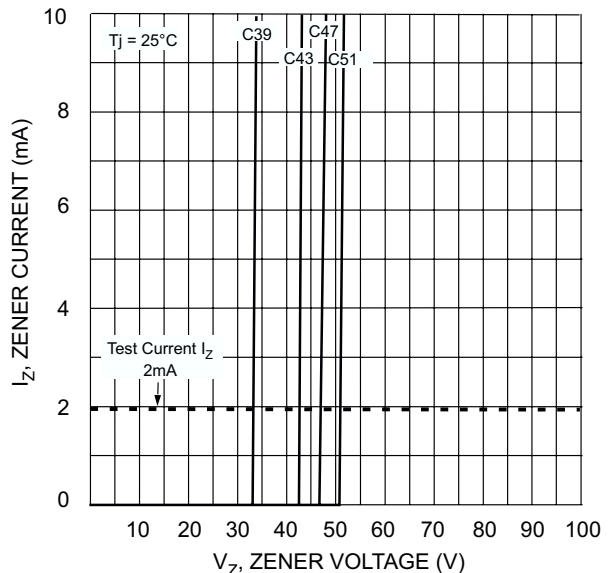


Fig. 4 Zener Breakdown Characteristics

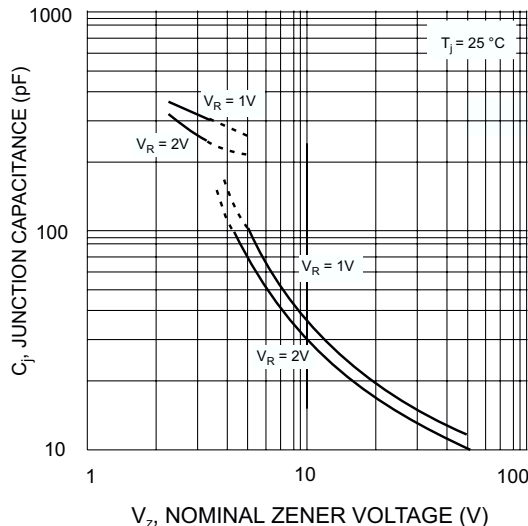


Fig. 5 Junction Capacitance vs Nominal Zener Voltage

ORDERING INFORMATION

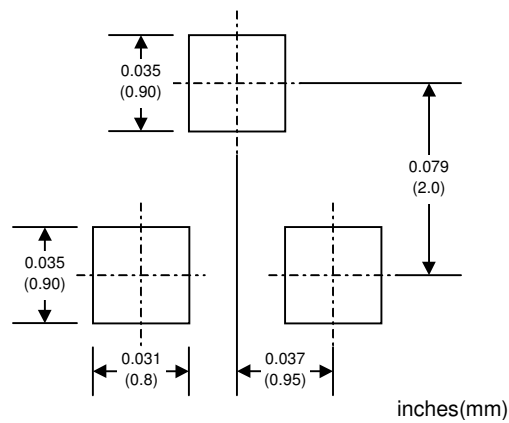
Product No. ♦	Package Type	Shipping Quantity
BZX84Cxx-T1	SOT-23	3000/Tape & Reel
BZX84Cxx-T3	SOT-23	10000/Tape & Reel

Products listed in bold are Sensitron Preferred devices.

♦T1 suffix refers to a 7" reel. T3 suffix refers to a 13" reel.

Shipping quantity given is for minimum packing quantity only. For minimum order quantity, please consult the Sales Department.

RECOMMENDED FOOTPRINT



TECHNICAL DATA

DISCLAIMER:

- 1- The information given herein, including the specifications and dimensions, is subject to change without prior notice to improve product characteristics. Before ordering, purchasers are advised to contact the Sensitron Semiconductor sales department for the latest version of the datasheet(s).
- 2- In cases where extremely high reliability is required (such as use in nuclear power control, aerospace and aviation, traffic equipment, medical equipment, and safety equipment), safety should be ensured by using semiconductor devices that feature assured safety or by means of users' fail-safe precautions or other arrangement.
- 3- In no event shall Sensitron Semiconductor be liable for any damages that may result from an accident or any other cause during operation of the user's units according to the datasheet(s). Sensitron Semiconductor assumes no responsibility for any intellectual property claims or any other problems that may result from applications of information, products or circuits described in the datasheets.
- 4- In no event shall Sensitron Semiconductor be liable for any failure in a semiconductor device or any secondary damage resulting from use at a value exceeding the absolute maximum rating.
- 5- No license is granted by the datasheet(s) under any patents or other rights of any third party or Sensitron Semiconductor.
- 6- The datasheet(s) may not be reproduced or duplicated, in any form, in whole or part, without the expressed written permission of Sensitron Semiconductor.
- 7- The products (technologies) described in the datasheet(s) are not to be provided to any party whose purpose in their application will hinder maintenance of international peace and safety nor are they to be applied to that purpose by their direct purchasers or any third party. When exporting these products (technologies), the necessary procedures are to be taken in accordance with related laws and regulations.