


METRIC

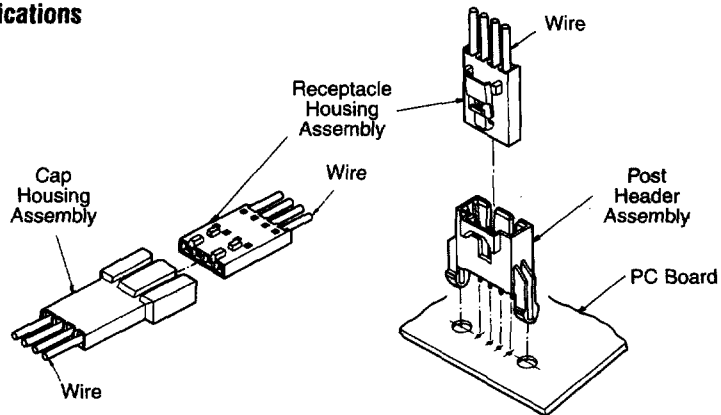
AMP Single-Row Linear (ASL) Connectors (Wire-to-Board, Wire-to-Wire)

Product Facts

- Wire-to-wire and wire-to-board connectors
- 2.54 [.100] centerline pitch
- Receptacle and cap housings are furnished with insulation displacement type contacts partially inserted (preloaded); contacts are fully inserted automatically when terminated
- Accept two wire size ranges: 0.08-0.15 mm² [28-26 AWG] and 0.2 mm² [24 AWG]
- Post header features self-retaining legs
- Receptacle connectors mate with either cap connectors or post headers
- Housings available in five colors: black, blue, red, green and orange
- Mass termination
- Positive locking for easy mating and unmating



Typical Applications



Post Header Assemblies 0.64 [.025] Sq. Post



Note: 10 Pos. Housing Dim. (Typ.)—33.0 [1.30] L x 6.6 [.260] W x 17.0 [.669] H

No. of Positions	Part Numbers				
	Black*	Blue*	Red*	Green*	Orange*
2	173118-2	2-173118-2	4-173118-2	6-173118-2	8-173118-2
3	173118-3	2-173118-3	4-173118-3	6-173118-3	8-173118-3
4	173118-4	2-173118-4	4-173118-4	6-173118-4	8-173118-4
5	173118-5	2-173118-5	4-173118-5	6-173118-5	8-173118-5
6	173118-6	2-173118-6	4-173118-6	6-173118-6	8-173118-6
8	173118-8	2-173118-8	4-173118-8	6-173118-8	8-173118-8
10	1-173118-0	3-173118-0	5-173118-0	—	—
12	1-173118-2	3-173118-2	5-173118-2	—	—
16	1-173118-6	3-173118-6	5-172118-6	—	—
20	2-173118-0	4-173118-0	6-173118-0	—	—

* Housing Color

Cap Housing Assemblies (Preloaded with Insulation Displacement Pin Contacts)

METRIC




Note: 10 Pos. Housing Dim. (Typ.)—27.9 [1.10] L x 24.1 [.949] W x 6.1 [.240] H

Wire Range		Insulation Diameter	No. of Positions	Part Numbers				
AWG/mm ²	Code [†]			Black*	Blue*	Red*	Green*	Orange*
28-26 0.08-0.15	6	0.90-1.35 .035-.053	2	173116-2	2-173116-2	4-173116-2	6-173116-2	8-173116-2
			3	173116-3	2-173116-3	4-173116-3	6-173116-3	8-173116-3
			4	173116-4	2-173116-4	4-173116-4	6-173116-4	8-173116-4
			5	173116-5	2-173116-5	4-173116-5	6-173116-5	8-173116-5
			6	173116-6	2-173116-6	4-173116-6	6-173116-6	8-173116-6
			8	173116-8	2-173116-8	4-173116-8	6-173116-8	8-173116-8
			10	1-173116-0	3-173116-0	5-173116-0	—	—
			12	1-173116-2	3-173116-2	5-173116-2	—	—
			16	1-173116-6	3-173116-6	5-173116-6	—	—
			20	2-173116-0	4-173116-0	6-173116-0	—	—
24 0.20	4	0.90-1.35 .035-.053	2	173124-2	2-173124-2	4-173124-2	6-173124-2	8-173124-2
			3	173124-3	2-173124-3	4-173124-3	6-173124-3	8-173124-3
			4	173124-4	2-173124-4	4-173124-4	6-173124-4	8-173124-4
			5	173124-5	2-173124-5	4-173124-5	6-173124-5	8-173124-5
			6	173124-6	2-173124-6	4-173124-6	6-173124-6	8-173124-6
			8	173124-8	2-173124-8	4-173124-8	6-173124-8	8-173124-8
			10	1-173124-0	3-173124-0	5-173124-0	—	—
			12	1-173124-2	3-173124-2	5-173124-2	—	—
			16	1-173124-6	3-173124-6	5-173124-6	—	—
			20	2-173124-0	4-173124-0	6-173124-0	—	—

*Housing colors.
†Identification code stamped on pin contacts.

Receptacle Housing Assemblies (Preloaded with Insulation Displacement Receptacle Contacts)



Note: 10 Pos. Housing Dim. (Typ.)—25.4 [1.00] L x 15.2 [.598] W x 6.6 [.260] H

Wire Range		Insulation Diameter	No. of Positions	Part Numbers				
AWG/mm ²	Code [†]			Black*	Blue*	Red*	Green*	Orange*
28-26 0.08-0.15	6	0.90-1.35 .035-.053	2	173114-2	2-173114-2	4-173114-2	6-173114-2	8-173114-2
			3	173114-3	2-173114-3	4-173114-3	6-173114-3	8-173114-3
			4	173114-4	2-173114-4	4-173114-4	6-173114-4	8-173114-4
			5	173114-5	2-173114-5	4-173114-5	6-173114-5	8-173114-5
			6	173114-6	2-173114-6	4-173114-6	6-173114-6	8-173114-6
			8	173114-8	2-173114-8	4-173114-8	6-173114-8	8-173114-8
			10	1-173114-0	3-173114-0	5-173114-0	—	—
			12	1-173114-2	3-173114-2	5-173114-2	—	—
			16	1-173114-6	3-173114-6	5-173114-6	—	—
			20	2-173114-0	4-173114-0	6-173114-0	—	—
24 0.20	4	0.90-1.35 .035-.053	2	173123-2	2-173123-2	4-173123-2	6-173123-2	8-173123-2
			3	173123-3	2-173123-3	4-173123-3	6-173123-3	8-173123-3
			4	173123-4	2-173123-4	4-173123-4	6-173123-4	8-173123-4
			5	173123-5	2-173123-5	4-173123-5	6-173123-5	8-173123-5
			6	173123-6	2-173123-6	4-173123-6	6-173123-6	8-173123-6
			8	173123-8	2-173123-8	4-173123-8	6-173123-8	8-173123-8
			10	1-173123-0	3-173123-0	5-173123-0	—	—
			12	1-173123-2	3-173123-2	5-173123-2	—	—
			16	1-173123-6	3-173123-6	5-173123-6	—	—
			20	2-173123-0	4-173123-0	6-173123-0	—	—

*Housing colors.
†Identification code stamped on receptacle contacts.

Printed Circuit Board Connectors
AMP Single-Row Linear (ASL) Connectors (Wire-to-Board, Wire-to-Wire)