



BC856BS

PNP GENERAL PURPOSE DUAL TRANSISTORS

VOLTAGE 65 Volts **POWER** 150 mWatts

: 95H F9G

- General purpose amplifier applications
- Collector current $I_c = 100\text{mA}$
- Lead free in comply with EU RoHS 2002/95/EC directives.
- Green molding compound as per IEC61249 Std. . (Halogen Free)

MECHANICAL DATA

Case: SOT-363, Plastic

Terminals: Solderable per MIL-STD-750, Method 2026

Approx. Weight: 0.006 gram

Marking :56S

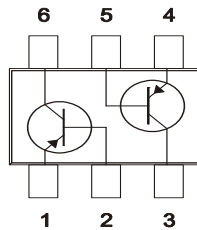
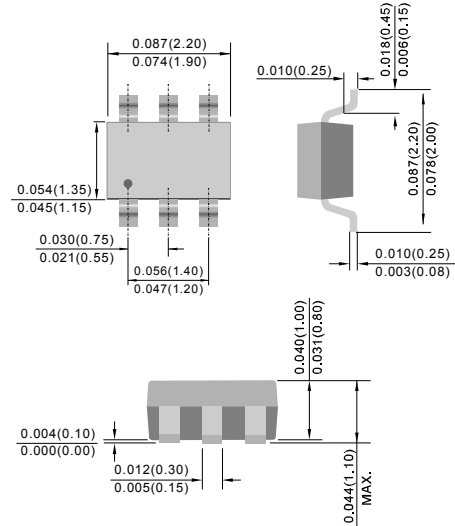


Fig.53

SOT-363

Unit : inch(mm)



ABSOLUTE RATINGS

Parameter	Symbol	Value	Units
Collector - Emitter Voltage	V_{CEO}	-65	V
Collector - Base Voltage	V_{CBO}	-80	V
Emitter - Base Voltage	V_{EBO}	-5.0	V
Collector Current - Continuous	I_c	-100	mA

THERMAL CHARACTERISTICS

Parameter	Symbol	Value	Units
Max .Total Power Dissipation	P_{TOT}	150	mW
Operating Junction Temperature and Storage Temperature range	T_J, T_{STG}	-55 to 150	°C



BC856BS

ELECTRICAL CHARACTERISTICS

Parameter	Symbol	Test Condition	MIN.	TYP.	MAX.	Units
Collector - Emitter Breakdown Voltage	$V_{(BR)CEO}$	$I_C = -10mA$	-65	-	-	V
Collector - Base Breakdown Voltage	$V_{(BR)CBO}$	$I_C = -10\mu A, V_{EB} = 0$	-80	-	-	V
Emitter - Base Breakdown Voltage	$V_{(BR)EBO}$	$I_E = -1.0\mu A$	-5.0	-	-	V
Collector-Base Cutoff Current	I_{CBO}	$V_{CB} = -30V, I_E = 0$	-	-	-15	nA
DC Current Gain	h_{FE}	$I_C = -2.0mA, V_{CE} = -5V$	220	-	475	-
Collector - Emitter Saturation Voltage	$V_{CE(SAT)}$	$I_C = -10mA, I_B = -0.5mA$ $I_C = -100mA, I_B = -5.0mA$	-	-	-0.3 -0.65	V
Base - Emitter Saturation Voltage	$V_{BE(SAT)}$	$I_C = -10mA, I_B = -0.5mA$	-0.6	-	-0.9	V
Collector capacitance	C_{CB}	$V_{CB} = 10V, I_E = 0A$	-	1.9	-	pF
Emitter Capacitance	C_{EB}	$V_{EB} = 0.5V, I_C = 0A$	-	11	-	pF
Gain-Bandwidth Product	f_T	$V_{CE} = -5V, I_C = -10mA$ $f = 100MHz$	100	-	-	MHz



BC856BS

ELECTRICAL CHARACTERISTICS CURVE

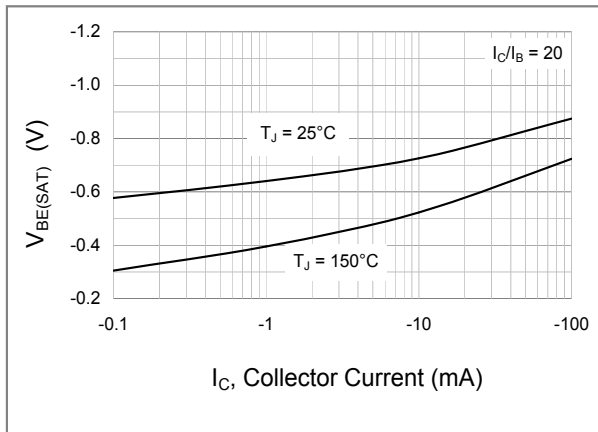


Fig.1 Base-Emitter Saturation Voltage VS Collector Current

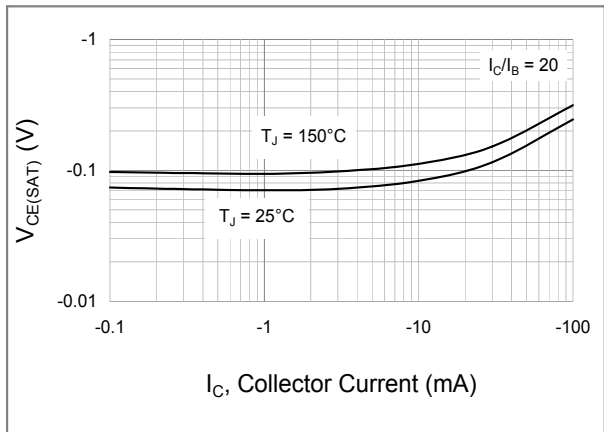


Fig.2 Collector-Emitter Saturation Voltage VS Collector Current

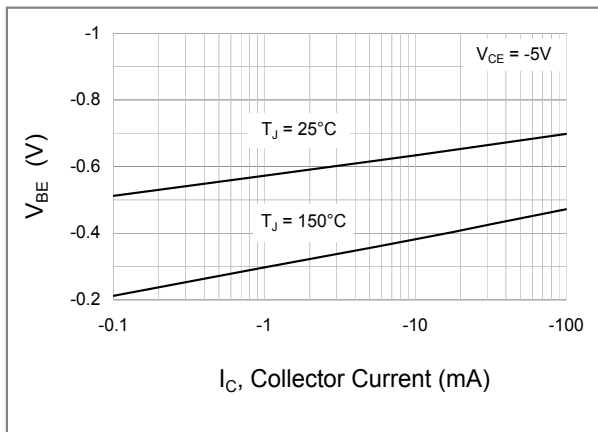


Fig.3 Base-Emitter Voltage VS Collector Current

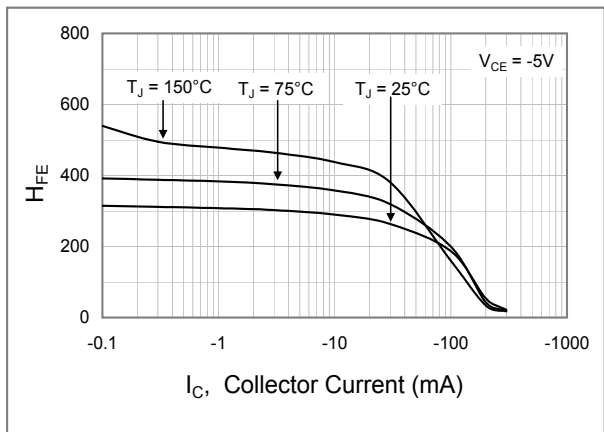


Fig.4 Typical DC Current Gain VS Collector Current

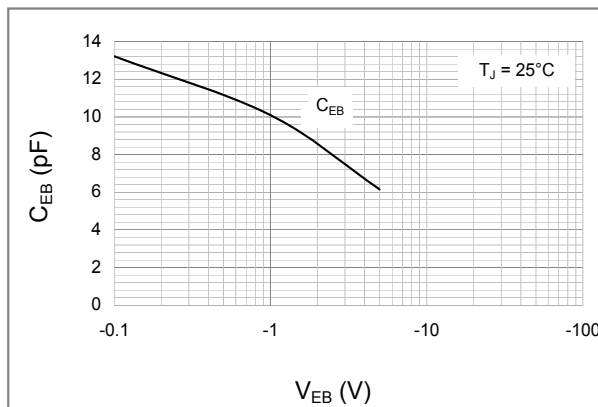


Fig.5 Emitter Capacitance VS Emitter-Base Voltage

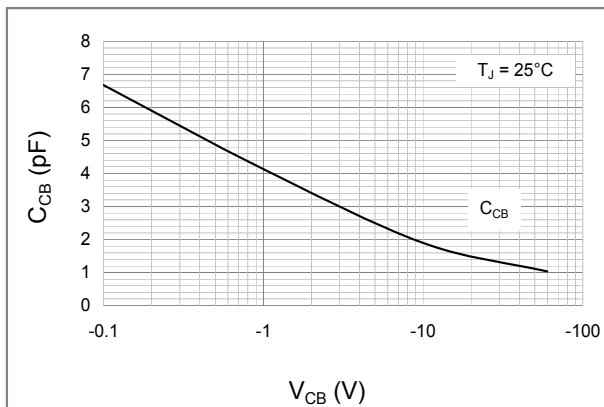
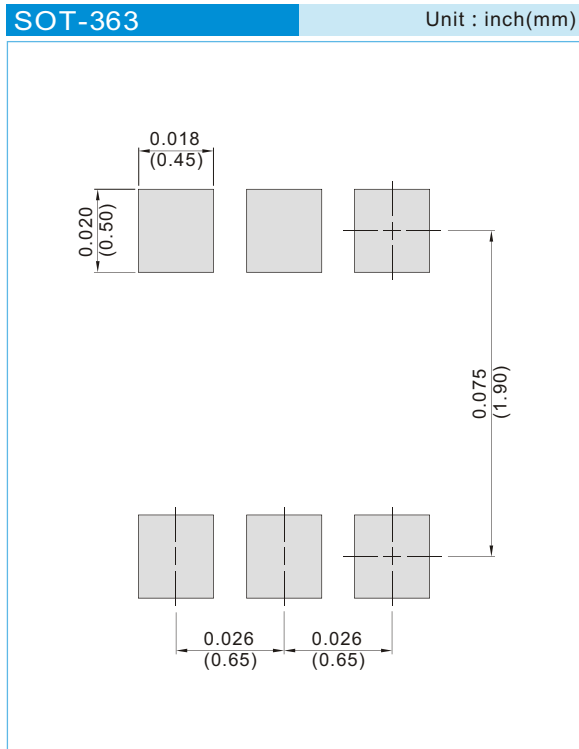


Fig.6 Collector Capacitance VS Collector-Base Voltage



BC856BS

MOUNTING PAD LAYOUT



ORDER INFORMATION

- Packing information
T/R - 10K per 13" plastic Reel
T/R - 3K per 7" plastic Reel



BC856BS

Part No_packing code_Version

BC856BS_R1_00001

BC856BS_R2_00001

For example :

RB500V-40_R2_00001



Packing Code XX				Version Code XXXXX		
Packing type	1 st Code	Packing size code	2 nd Code	HF or RoHS	1 st Code	2 nd ~5 th Code
Tape and Ammunition Box (T/B)	A	N/A	0	HF	0	serial number
Tape and Reel (T/R)	R	7"	1	RoHS	1	serial number
Bulk Packing (B/P)	B	13"	2			
Tube Packing (T/P)	T	26mm	X			
Tape and Reel (Right Oriented) (TRR)	S	52mm	Y			
Tape and Reel (Left Oriented) (TRL)	L	PANASERT T/B CATHODE UP (PBCU)	U			
FORMING	F	PANASERT T/B CATHODE DOWN (PBCD)	D			



BC856BS

Disclaimer

- Reproducing and modifying information of the document is prohibited without permission from Panjit International Inc..
- Panjit International Inc. reserves the rights to make changes of the content herein the document anytime without notification. Please refer to our website for the latest document.
- Panjit International Inc. disclaims any and all liability arising out of the application or use of any product including damages incidentally and consequentially occurred.
- Panjit International Inc. does not assume any and all implied warranties, including warranties of fitness for particular purpose, non-infringement and merchantability.
- Applications shown on the herein document are examples of standard use and operation. Customers are responsible in comprehending the suitable use in particular applications. Panjit International Inc. makes no representation or warranty that such applications will be suitable for the specified use without further testing or modification.
- The products shown herein are not designed and authorized for equipments requiring high level of reliability or relating to human life and for any applications concerning life-saving or life-sustaining, such as medical instruments, transportation equipment, aerospace machinery et cetera. Customers using or selling these products for use in such applications do so at their own risk and agree to fully indemnify Panjit International Inc. for any damages resulting from such improper use or sale.