




(2,00mm) .0787"

ESQT SERIES



ESQT-130-03-M-Q-400

ESQT-110-02-GF-Q-750

FLEXIBLE ELEVATED SOCKET STRIPS

SPECIFICATIONS

For complete specifications see www.samtec.com?ESQT

Insulator Material:
Black Liquid Crystal Polymer



Contact Material:
Phosphor Bronze

Plating:

Sn or Au over
50µ" (1,27µm) Ni

Operating Temp Range:
-55°C to +125°C

Contact Resistance:
10 mΩ max

Insertion Depth:
(2,62mm) .103" to
(5,03mm) .198" with
(0,38mm) .015" wiper

Max Cycles:

100 with 10µ" (0,25µm) Au

Insertion Force:

(Single contact only)
4oz (1,11N) avg.

Withdrawal Force:

(Single contact only)
3oz (0,83N) avg.

RoHS Compliant:

Yes

Lead-Free Solderable:

Yes, for -S, -D & -Q

(Wave only for -T, -5 & -6)

Mates with:
TMMH, TMM, MTMM,
MMT, TW, LTMM,
ZLTMM, ESQT, TCMD



CURRENT RATING	
AMBIENT TEMP	Mated with TMMH
20°C	5.8A
40°C	5.1A
60°C	4.5A
95°C	2.9A


6 POSITIONS (2x3) POWERED

Note: This Series is non-standard, non-returnable.

High Retention Contacts

(2,00mm) .0787" pitch

APPLICATION SPECIFIC OPTION:
NOTEBOOK 2.5" DISK DRIVE INTERFACE



Call for part number.

ESQT - 1 NO. PINS PER ROW - LEAD STYLE - PLATING OPTION - ROW OPTION - BODY HEIGHT - OTHER OPTION

02 thru 50

Specify LEAD STYLE from chart

-F
= Gold flash on contact, Matte Tin on tail

-L
= 10µ" (0,25µm) Gold on contact, Matte Tin on tail

-M
= 20µ" (0,51µm) Gold on contact, Matte Tin on tail

-GF
= 15µ" (0,38µm) Gold on contact, Gold flash on tail (Recommended for self-nesting) (-02 lead style only)

-S
= Single Row

-D
= Double Row

-T
= Triple Row

-Q
= Quad Row

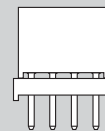
-5
= Five Row

-6
= Six Row

"XXX"
= Body Height (in inches)
(7,87mm) .310" minimum for -S, -D, -Q
(9,53mm) .375" minimum for -T, -5, -6

"XXX"
= Polarized Position (Indicate position number)

ALSO AVAILABLE

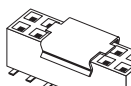


Paste In Hole (PIH) processing. Contact Samtec ASP Group. (Not recommended for stack through applications)

Also Available

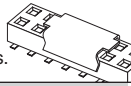
Surface Mount

See SQW and TLE Series.



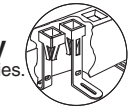
Low Profile

See CLT Series.



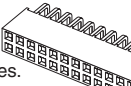
High Reliability

See SMM Series.



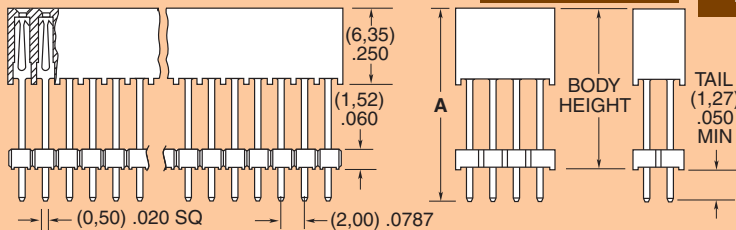
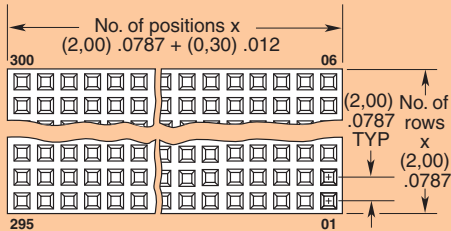
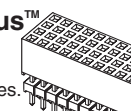
Right Angle

See SQW Series.



PC/104-Plus™ Sockets

See ESQT-368 and PTHF Series.



LEAD STYLE	A	MAX TAIL	MAX BODY HEIGHT
-02	(21,59) .850	(13,72) .540	(20,32) .800
-03	(11,63) .458	(3,76) .148	(10,36) .408

Due to technical progress, all designs, specifications and components are subject to change without notice.

WWW.SAMTEC.COM