

Customer Information Sheet

DRAWING No.: D2XXX-XX

SHEET 2 OF 2

IF IN DOUBT - ASK

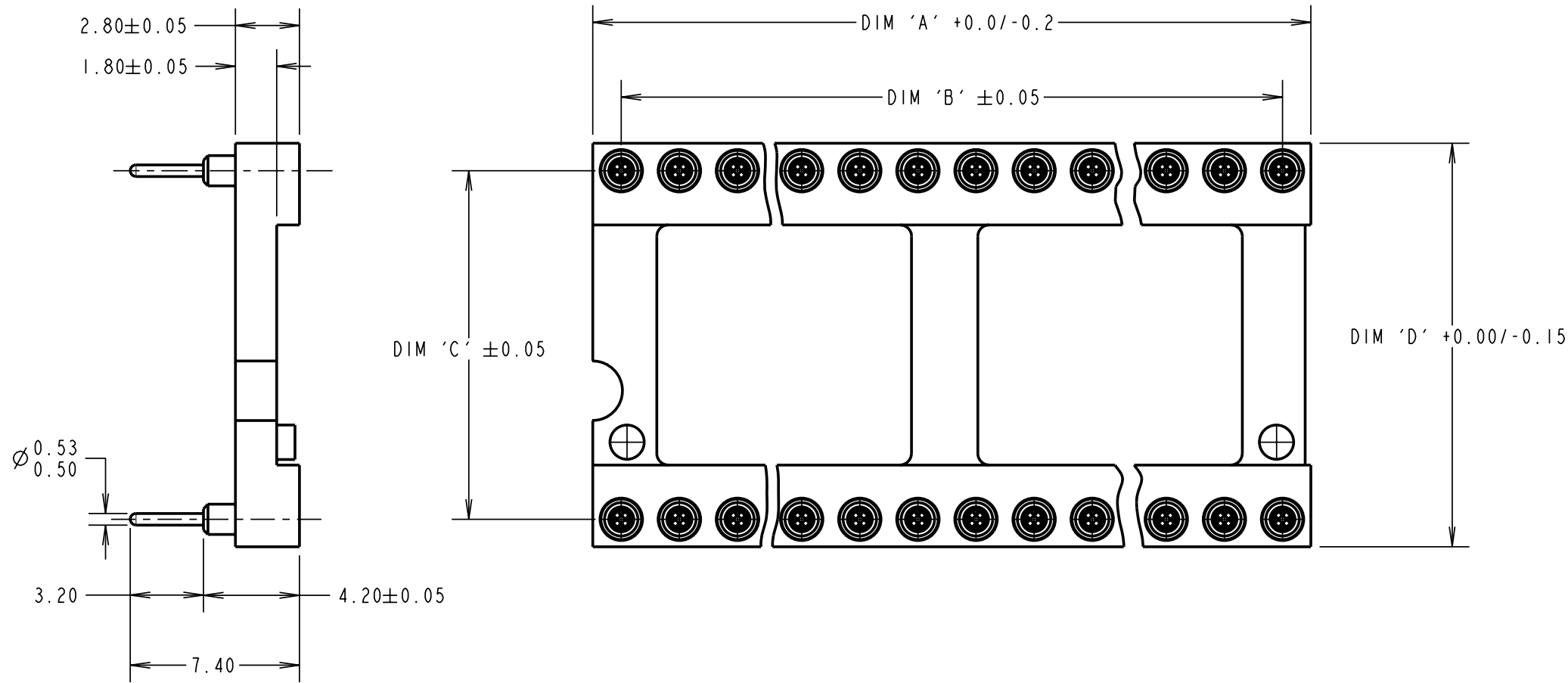
©

NOT TO SCALE

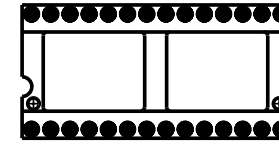
THIRD ANGLE PROJECTION

ALL DIMENSIONS IN mm

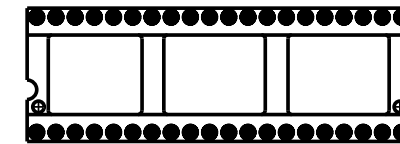
SEE NOTE 4



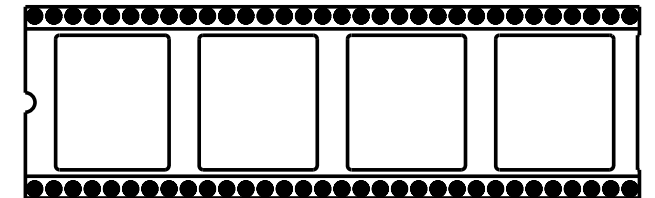
STYLE 1



STYLE 2



STYLE 3



STYLE 4

| PART No. | No. OF WAYS | STYLE | DIM 'A' | DIM 'B' | DIM 'C' | DIM 'D' |
|----------|-------------|-------|---------|---------|---------|---------|
| D2806-XX | 6 | 1 | 7.6 | 5.08 | 7.62 | 10.02 |
| D2808-XX | 8 | 1 | 10.1 | 7.62 | 7.62 | 10.02 |
| D2814-XX | 14 | 1 | 17.7 | 15.24 | 7.62 | 10.02 |
| D2816-XX | 16 | 2 | 20.3 | 17.78 | 7.62 | 10.02 |
| D2818-XX | 18 | 2 | 22.8 | 20.32 | 7.62 | 10.02 |
| D2820-XX | 20 | 2 | 25.3 | 22.86 | 7.62 | 10.02 |
| D2922-XX | 22 | 2 | 27.8 | 25.4 | 7.62 | 10.02 |
| D2822-XX | 22 | 2 | 27.8 | 25.4 | 10.16 | 12.6 |
| D2824-XX | 24 | 2 | 30.4 | 27.94 | 15.24 | 17.64 |
| D2924-XX | 24 | 2 | 30.4 | 27.94 | 7.62 | 10.02 |
| D2724-XX | 24 | 2 | 30.4 | 27.94 | 10.16 | 12.6 |
| D2828-XX | 28 | 2 | 35.5 | 33.02 | 15.24 | 17.64 |
| D2832-XX | 32 | 2 | 40.6 | 38.1 | 15.24 | 17.64 |
| D2840-XX | 40 | 3 | 50.8 | 48.26 | 15.24 | 17.64 |
| D2928-XX | 28 | 3 | 35.5 | 33.02 | 7.62 | 10.02 |
| D2948-XX | 48 | 3 | 60.9 | 58.42 | 15.24 | 17.64 |
| D2864-XX | 64 | 4 | 81.2 | 78.74 | 22.86 | 25.4 |

SPECIFICATION:

MATERIAL:
 MOULDING FOR 01 & 21 = GLASS-FILLED POLYESTER UL94V-0, BLACK
 MOULDING FOR 42 = HIGH TEMPERATURE PLASTIC UL94V-0, BLACK
 CONTACT SHELL = BRASS
 CONTACT CLIP = BERYLLIUM COPPER

FINISH:
 01 = TIN/LEAD SHELL, GOLD CLIP
 21 = TIN/LEAD SHELL, GOLD FLASH CLIP
 42 = 100% TIN SHELL, GOLD CLIP

ELECTRICAL:
 CURRENT RATING = 1A MAX
 CONTACT RESISTANCE = 10 MILLIOHMS MAX
 INSULATION RESISTANCE = 10,000 MEGOHMS
 DIELECTRIC STRENGTH = 1,000V RMS MIN
 VOLTAGE RATING = 100V RMS/150V DC

MECHANICAL:
 INSERTION FORCE (Ø0.46mm GAUGE) = 5N MAX
 WITHDRAWAL FORCE (Ø0.46mm GAUGE) = 0.5N MIN
 DURABILITY = 100 CYCLES MIN

ENVIRONMENTAL:
 OPERATING TEMPERATURE = -55°C TO +125°C

PACKING:
 TUBE

FOR COMPLETE SPECIFICATION, SEE COMPONENT SPECIFICATION C004 (LATEST ISSUE)

NOTES:

1. RECOMMENDED MOUNTING HOLE SIZE = Ø0.80mm.
2. STYLE REFERS TO No. OF CENTRE BARS ONLY.

ORDER CODE:

D2XXX-XX

No. OF WAYS: _____

FINISH: _____

- 01 = TIN/LEAD SHELL, GOLD CLIP
- 21 = TIN/LEAD SHELL, GOLD FLASH CLIP
- 42 = 100% TIN SHELL, GOLD CLIP

| | | | |
|-----------------------|------|----------|--------|
| RA | 16 | 17.01.08 | 9947 |
| NAME | ISS. | DATE | C/NOTE |
| APPROVED: R. ADDE | | | |
| CHECKED: M.G. PLESTED | | | |
| DRAWN: A. LIOTTA | | | |
| CUSTOMER REF.: | | | |
| ASSEMBLY DRG: | | | |

HARWIN

| | | |
|--|--|--|
| HARWIN USA TEL: 603 893 5376 FAX: 603 893 5396 mis@harwin.com | HARWIN Europe (UK) TEL: 023 9231 4545 FAX: 023 9231 4590 mis@harwin.co.uk | HARWIN Asia TEL: +65 6 779 4909 FAX: +65 6 779 3868 mis@harwin.com.sg |
|--|--|--|

THIS DRAWING AND ANY INFORMATION OR DESCRIPTIVE MATTER SET OUT HEREON ARE CONFIDENTIAL AND COPYRIGHT PROPERTY OF THE HARWIN GROUP AND MUST NOT BE DISCLOSED, LOANED, COPIED OR USED FOR MANUFACTURING, TENDERING OR FOR ANY OTHER PURPOSE WITHOUT THEIR WRITTEN PERMISSION.

TOLERANCES
 X. = ±1mm
 X.X = ±0.25mm
 X.XX = ±0.10mm
 X.XXX = ±0.01mm
 ANGLES = ±5°
 UNLESS STATED

MATERIAL: SEE ABOVE
FINISH: SEE ABOVE
S/AREA: mm²

TITLE: DIL IC SOCKET OPEN FRAME

DRAWING NUMBER: D2XXX-XX

SHT 1 OF 2