



SCHOTTKY DIODE MODULE TYPES 600A

Features

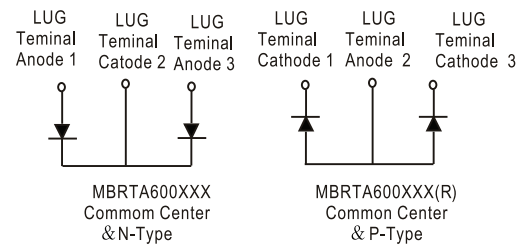
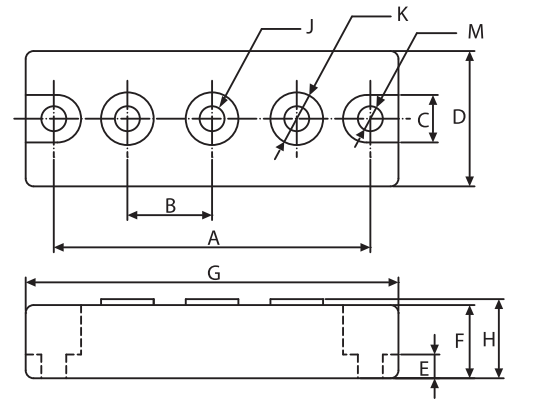
- High Surge Capability
- Types Up to 100V V_{RRM}
- Isolation Type Package
- Electrically Isolation Baseplate

**600Amp Rectifier
20-100 Volts**

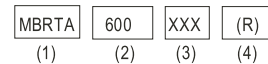
HEAVY THREE TOWER

Maximum Ratings

Operating Temperature: -55°C to+150 °C
Storage Temperature: -55°C to+150 °C



Ordering code



- (1) MBRTA for Schottky diode modules & Isolation
- (2) Maximum average current, Ampere
- (3) Voltage code, V_{RRM}

Part Number	Maximum Recurrent Peak Reverse Voltage	Maximum RMS Voltage	Maximum DC Blocking Voltage
MBRTA60020(R)	20V	14V	20V
MBRTA60030(R)	30V	21V	30V
MBRTA60035(R)	35V	25V	35V
MBRTA60040(R)	40V	28V	40V
MBRTA60045(R)	45V	32V	45V
MBRTA60060(R)	60V	42V	60V
MBRTA60080(R)	80V	56V	80V
MBRTA600100(R)	100V	70V	100V

Electrical Characteristics @ 25°C Unless Otherwise Specified

Average Forward Current (Per pkg)	$I_{F(AV)}$	600A	$T_c = 100^\circ C$
Peak Forward Surge Current (Per leg)	I_{FSM}	4000A	8.3ms, half sine
Maximum Instantaneous Forward Voltage (Per leg) 20V~45V 50V~60V 80V~100V	V_F	0.70V 0.75V 0.84V	$I_{FM}=300A ; T_J=25^\circ C$
Maximum Instantaneous Reverse Current At Rated DC Blocking Voltage (Per leg) NOTE (1)	I_R	1 mA 10 mA 50 mA	$T_J = 25^\circ C$ $T_J = 100^\circ C$ $T_J = 150^\circ C$
Maximum Thermal Resistance Junction To Case (Per leg)	$R_{\theta jc}$	0.28°C/W	

NOTE :

- (1) Pulse Test: Pulse Width 300 μ sec, Duty < 2%

DIM	DIMENSIONS				NOTE
	INCHES		MM		
A	MIN 3.150	MAX NOM	MIN 80.01	MAX NOM	
B	.872	.892	22.15	22.65	
C	.465	.479	11.82	12.18	
D	1.337	1.356	33.95	34.45	
E	.230	.234	5.84	6.16	
F	.725	REF	18.42	REF	
G	3.668	3.768	93.17	95.71	
H	---	.791	---	20.10	
J	1/4-20 UNC FULL				
K	.509	.538	12.92	13.68	ϕ
M	.238	.258	6.05	6.55	ϕ



Figure.1-Typical Forward Characteristics

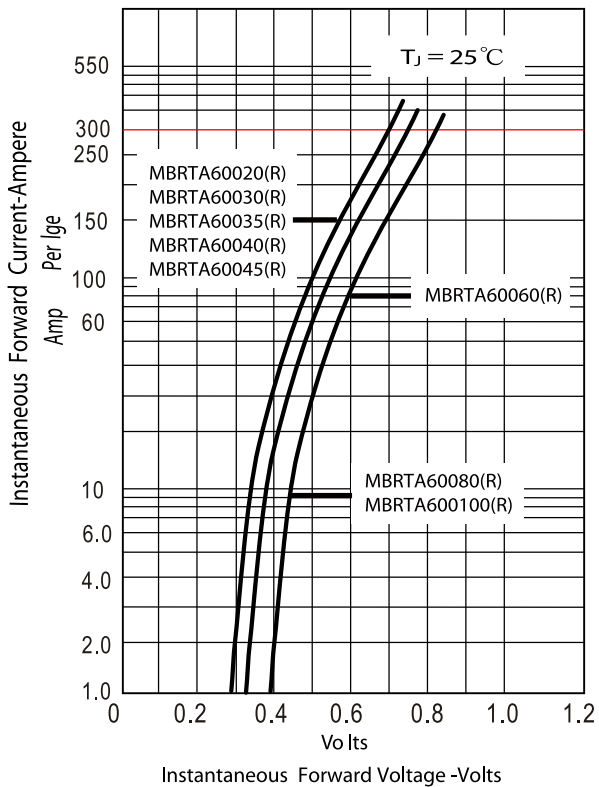


Figure.2-Forward Derating Curve

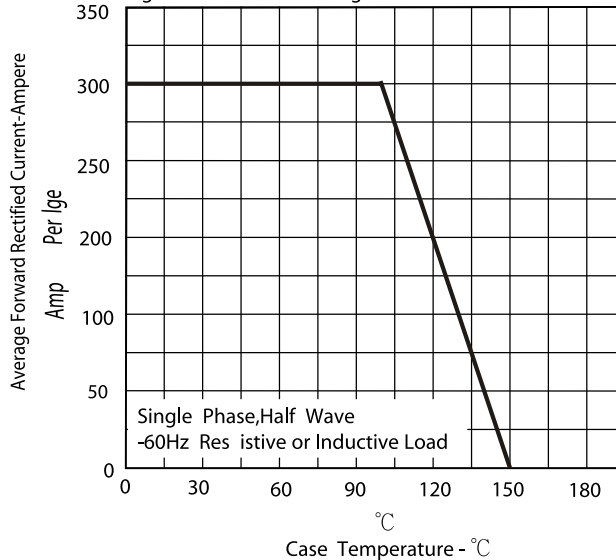


Figure.3-Peak Forward Surge Current

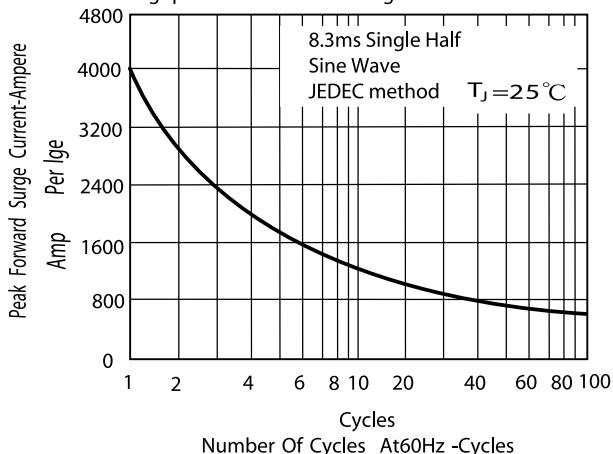


Figure.4-Typical Reverse Characteristics

