


# Female Header with Turned Contacts 2,00 mm

Series

165



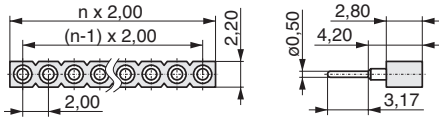
Rated current	3,0 A
Rated voltage	150 V <sub>RMS</sub> / V <sub>DC</sub>
Withstand voltage	500 V <sub>RMS</sub> for one minute
Material contact	Copper alloy
Material clip	Beryllium copper
Material insulator	High temp. thermoplast UL94V-0
Operating temperature	-40°C to +105°C
Max. processing temper.	260°C for 10 seconds

pitch	2,00
termination	
mating pin size	ø 0,40-0,65
	□ 0,50
max. pincount	050 / 100

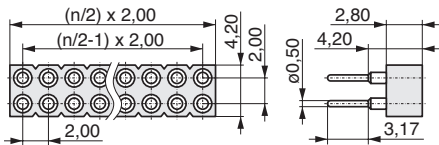
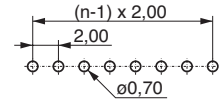
All dimensions in mm.

## Variation

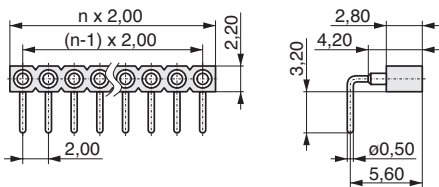
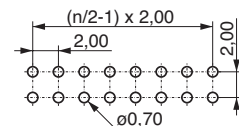
## PCB Layout



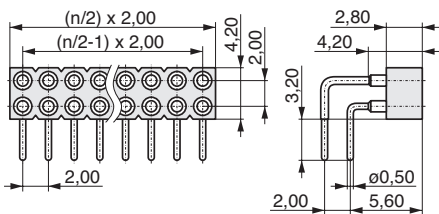
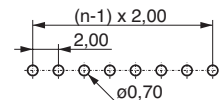
1



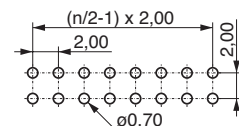
2



3



4



Clip style:  
S = 4 finger clip

Plating:  
T = Sn  
F = Au  
H = Au 0,75 µ

\* No. of contacts:  
Variation 1 = 002 - 050  
Variation 2 = 004 - 100  
Variation 3 = 002 - 050  
Variation 4 = 004 - 100

Variation (1,2,3,4)

No. of contacts \*  
(002,... - 100)

Clip style

Plating contact

Plating clip (F,H)



www.mpe-connector.de

Order code:

165-?-?-?-?-0-ST?-LS0

Mating series	161	169
see page	3-31	3-32

Product group  
4