

APPLICATIONS

- ✓ Cellular Phones
- ✓ Personal Digital Assistant (PDA)
- ✓ Notebook Computers
- ✓ SMART Cards

IEC COMPATIBILITY (EN61000-4)

- ✓ 61000-4-2 (ESD): Air - 15kV, Contact - 8kV
- ✓ 61000-4-4 (EFT): 40A - 5/50ns

FEATURES

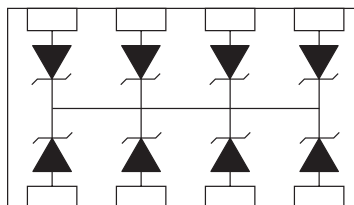
- ✓ ESD Protection > 25 kilovolts
- ✓ Available in Voltages Ranging From 3.3V to 36V
- ✓ 200 Watts Peak Pulse Power per Line (tp = 8/20µs)
- ✓ Low Clamping Voltage
- ✓ Bidirectional Configuration & Monolithic Structure
- ✓ Protects 4 to 7 Lines
- ✓ Low Capacitance
- ✓ Low Leakage Current
- ✓ RoHS Compliant

MECHANICAL CHARACTERISTICS

- ✓ Standard EIA Chip Size: 0408
- ✓ Weight 0.73 milligrams (Approximate)
- ✓ Available in Lead-Free Plating
- ✓ Solder Reflow Temperature:
Lead-Free - Sn/Ag/Cu, 96/3.5/0.5: 260-270°C
- ✓ Flammability Rating UL 94V-0
- ✓ 8mm Plastic & Paper Tape and Reel Per EIA Standard 481
- ✓ Device Marking On Reel



PIN CONFIGURATION



ULC0408FC3.3C thru ULC0408FC36C

DEVICE CHARACTERISTICS

MAXIMUM RATINGS @ 25°C Unless Otherwise Specified

PARAMETER	SYMBOL	VALUE	UNITS
Peak Pulse Power (tp = 8/20μs) - See Figure 1	P _{PP}	200	Watts
Operating Temperature	T _A	-55 to 150	°C
Storage Temperature	T _{STG}	-55 to 150	°C

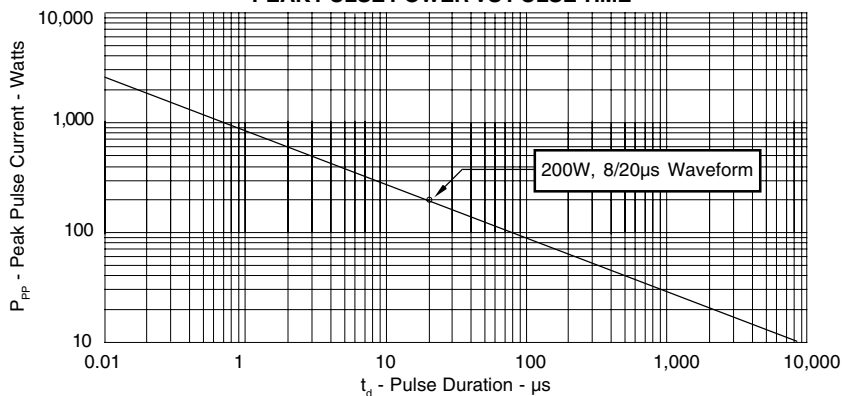
ELECTRICAL CHARACTERISTICS PER LINE @ 25°C Unless Otherwise Specified

PART NUMBER (See Note 1)	RATED STAND-OFF VOLTAGE V _{WM} VOLTS	MINIMUM BREAKDOWN VOLTAGE @ 1mA V _(BR) VOLTS	MAXIMUM CLAMPING VOLTAGE (See Fig. 2) @ I _p = 1A V _C VOLTS	MAXIMUM CLAMPING VOLTAGE (See Fig. 2) @ 8/20μs V _C @ I _{PP}	MAXIMUM LEAKAGE CURRENT (See Note 2) @ V _{WM} I _D μA	TYPICAL CAPACITANCE @ 0V, 1 MHz C pF
ULC0408FC3.3C	3.3	4.0	7.0	12.5V @ 16A	75*	70
ULC0408FC05C	5.9	6.0	11.0	13V @ 15A	10**	35
ULC0408FC08C	8.0	8.5	13.2	18V @ 11A	1	32
ULC0408FC12C	12.0	13.3	19.8	26.9V @ 7.4A	1	30
ULC0408FC15C	15.0	16.7	25.4	34.5V @ 5.8A	1	25
ULC0408FC24C	24.0	26.7	37.2	50.6V @ 4A	1	20
ULC0408FC36C	36.0	40.0	70.0	80.0V @ 2.5A	1	18

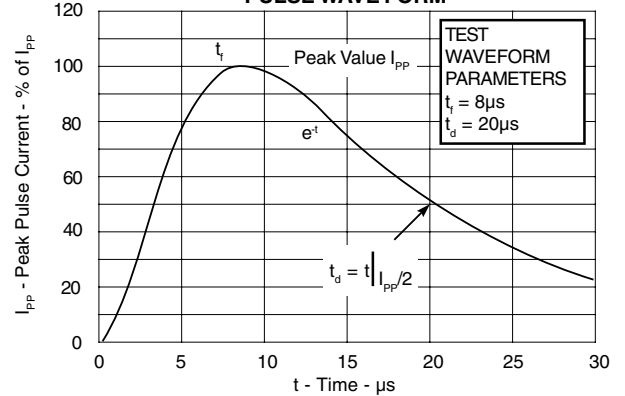
Note 1: All devices are bidirectional. Electrical characteristics apply in both directions.

Note 2: *Maximum leakage current < 5μA @ 2.8V. **Maximum leakage current < 500nA @ 3.3V.

**FIGURE 1
PEAK PULSE POWER VS PULSE TIME**



**FIGURE 2
PULSE WAVE FORM**



GRAPHS

FIGURE 3
POWER DERATING CURVE

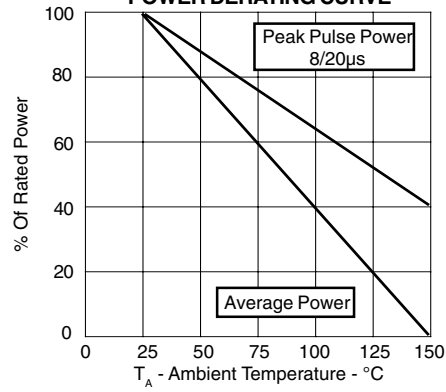


FIGURE 4
OVERSHOOT & CLAMPING VOLTAGE FOR ULC0408FC05C

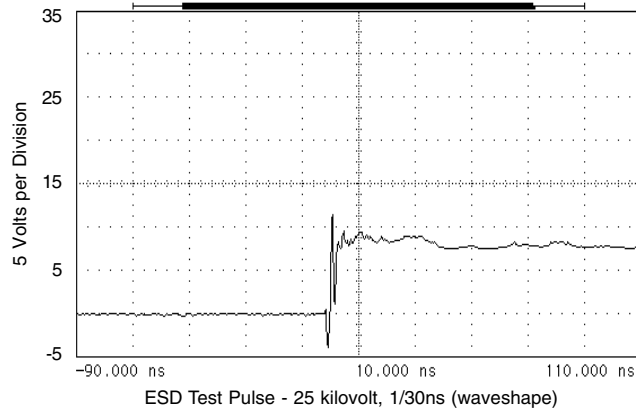
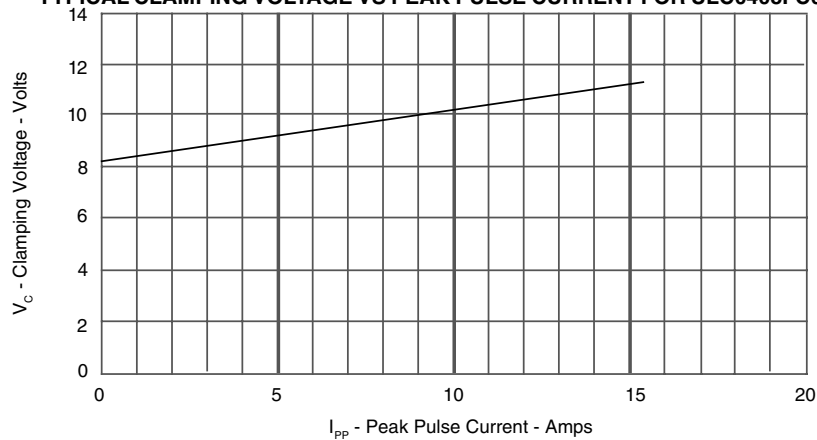


FIGURE 5
TYPICAL CLAMPING VOLTAGE VS PEAK PULSE CURRENT FOR ULC0408FC05C

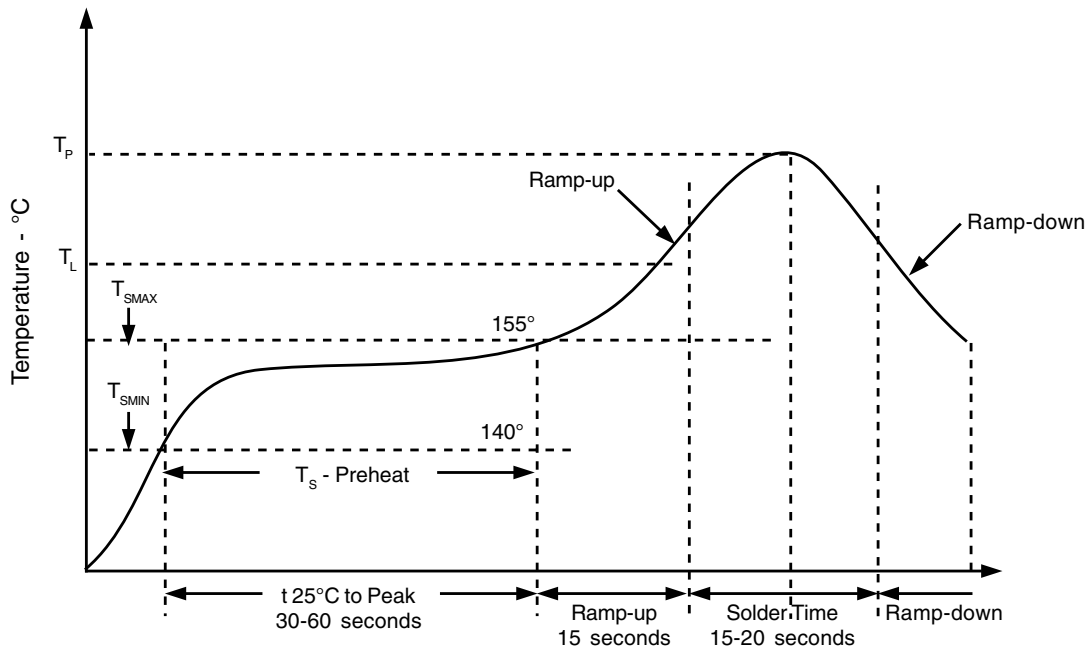
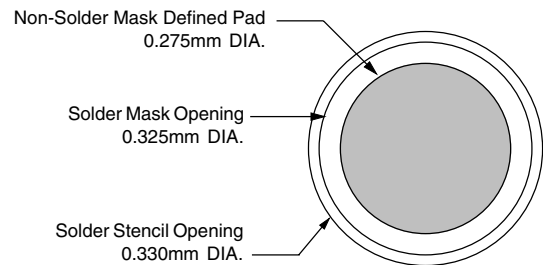


APPLICATION INFORMATION

PRINTED CIRCUIT BOARD RECOMMENDATIONS	
PARAMETER	VALUE
Pad Size on PCB	0.275mm
Pad Shape	Round
Pad Definition	Non-Solder Mask Defined Pads
Solder Mask Opening	0.325mm Round
Solder Stencil Thickness	0.150mm
Solder Stencil Aperture Opening (laser cut, 5% tapered walls)	0.330mm Round
Solder Paste Type	No Clean
Pad Protective Finish	OSP (Entek Cu Plus 106A)
Tolerance - Edge To Corner Ball	±50µm
Solder Ball Side Coplanarity	±20µm
Maximum Dwell Time Above Liquidous (183°C)	60 Seconds
Soldering Maximum Temperature	270°C

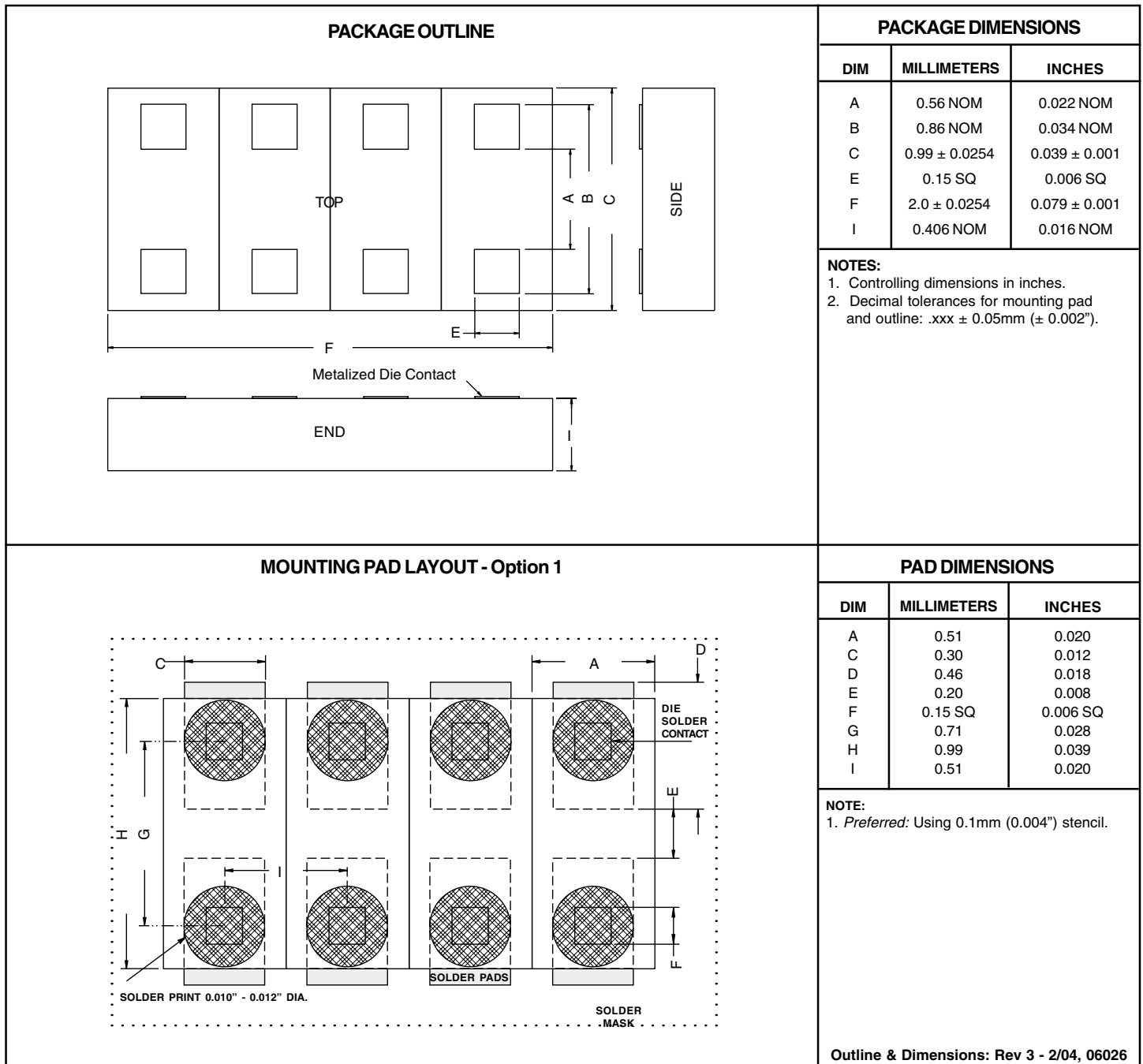
REQUIREMENTS
Temperature: T_p for Lead-Free (SnAgCu): 260-270°C T_p for Tin-Lead: 240-245°C Preheat time and temperature depends on solder paste and flux activation temperature, component size, weight, surface area & plating.

RECOMMENDED NON-SOLDER MASK DEFINED PAD ILLUSTRATION



ULC0408FC3.3C thru ULC0408FC36C

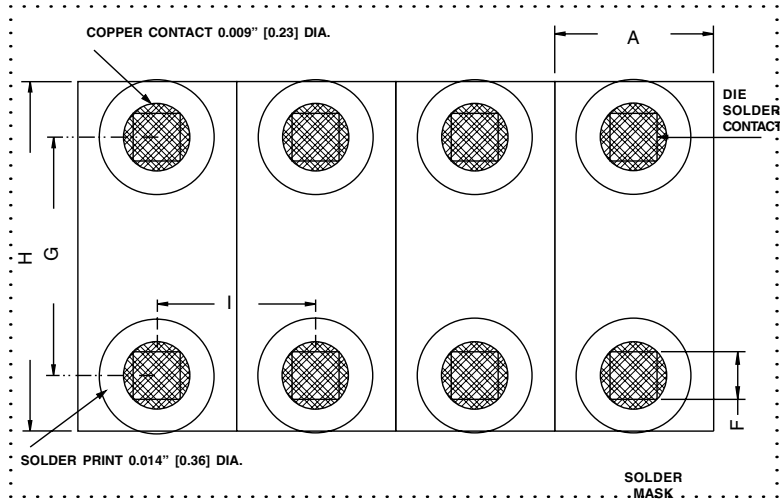
U0408 PACKAGE OUTLINE & DIMENSIONS



ULC0408FC3.3C thru ULC0408FC36C

U0408 PACKAGE OUTLINE & DIMENSIONS

MOUNTING PAD LAYOUT - Option 2



PACKAGE DIMENSIONS

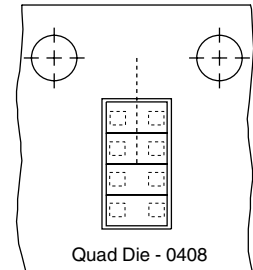
DIM	MILLIMETERS	INCHES
A	0.51	0.020
F	0.15 SQ	0.006 SQ
G	0.71	0.028
H	0.99	0.039
I	0.51	0.020

NOTES:

- Controlling dimensions in inches.
- Decimal tolerances for mounting pad and outline: .xxx ± 0.05mm (± 0.002").
- Preferred:* Using 0.1mm (0.004") stencil.

Outline & Dimensions: Rev 3 - 2/04, 06026

TAPE & REEL ORIENTATION



NOTE:

- Top view of tape. Solder bumps are face down in tape package.

TAPE & REEL ORDERING NOMENCLATURE

- Surface mount product is taped and reeled in accordance with EIA 481.
- 8mm Plastic Tape:* 7 Inch Reels - 5,000 pieces per reel. Ordering Suffix: -T75-1 (i.e., ULC0408FC05C-T75-1).
- 8mm Paper Tape:* 7 Inch Reels - 5,000 pieces per reel. Ordering Suffix: -T75-2 (i.e., ULC0408FC05C-T75-2).

COPYRIGHT © ProTek Devices 2007

SPECIFICATIONS: ProTek reserves the right to change the electrical and or mechanical characteristics described herein without notice (except JEDEC).

DESIGN CHANGES: ProTek reserves the right to discontinue product lines without notice, and that the final judgement concerning selection and specifications is the buyer's and that in furnishing engineering and technical assistance, ProTek assumes no responsibility with respect to the selection or specifications of such products.

ProTek Devices

2929 South Fair Lane, Tempe, AZ 85282

Tel: 602-431-8101 Fax: 602-431-2288

E-Mail: sales@protekdevices.com

Web Site: www.protekdevices.com