

METAL SHELL RIGHT ANGLE FEMALE RECEPTACLES FOR PCB MOUNTING



PHYSICAL PROPERTIES

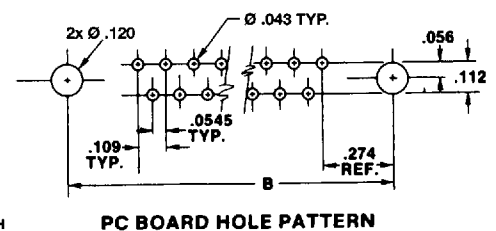
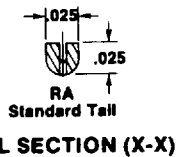
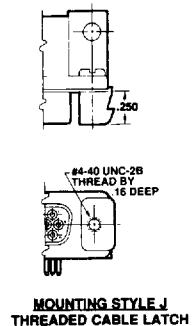
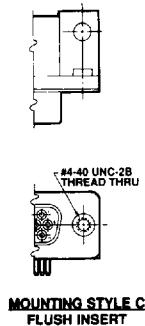
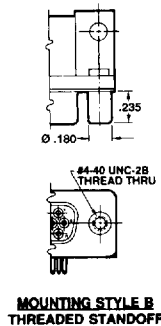
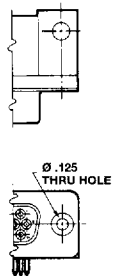
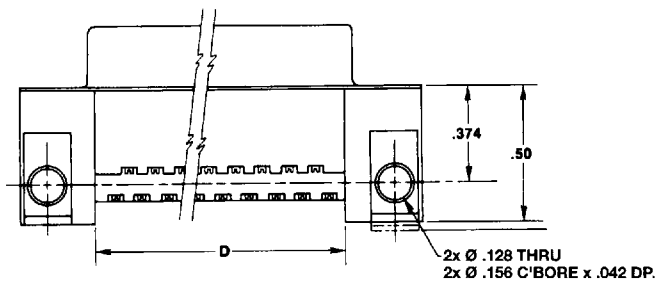
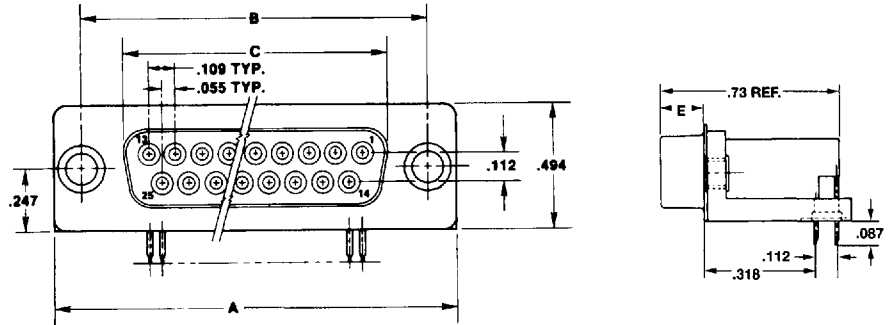
INSULATION MATERIAL: Glass filled thermoplastic rated UL 94V-0
COLOR: Black
CONTACTS: High strength copper alloy
METAL SHELL: Steel, bright tin plate
DURABILITY: Up to 500 insertions and withdrawals without degradation of performance, dependent upon contact plating thickness selected

ELECTRICAL PROPERTIES

OPERATING VOLTAGE: 600 VDC (sea level)
CURRENT RATING: 5 Amperes
CONTACT RESISTANCE: 10 milliohms max. @ rated current
INSULATION RESISTANCE: 5000 megohms minimum
DIELECTRIC WITHSTANDING VOLTAGE: 1000 VAC minimum

ENVIRONMENTAL PROPERTIES

TEMPERATURE RATING: -55°C TO 125°C



Ordering Information

NUMBER OF CONTACTS	BASIC CONNECTOR W/THRU HOLES	CATALOG NUMBER BY MOUNTING STYLE				DIMENSIONS			
		ROUND STANDOFF 4-40 THREAD	FLUSH INSERT 4-40 THREAD	LATCH W/STANDOFF & 4-40 THREADED INSERT	A	B	C	D	
9	H5R09RA29A	H5R09RA29B	H5R09RA29C	H5R09RA29J	1.224	.984	.646	.624	
15	H5R15RA29A	H5R15RA29B	H5R15RA29C	H5R15RA29J	1.552	1.312	.974	.952	
25	H5R25RA29A	H5R25RA29B	H5R25RA29C	H5R25RA29J	2.092	1.852	1.514	1.492	
37	H5R37RA29A	H5R37RA29B	H5R37RA29C	H5R37RA29J	2.740	2.500	2.162	2.140	

Add suffix S for metal snap latches and P for plastic. See page 316 for descriptions. Not available on basic connector.