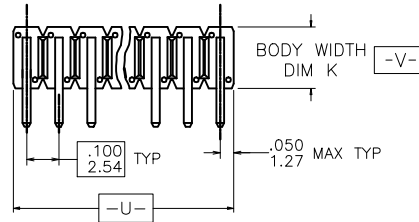


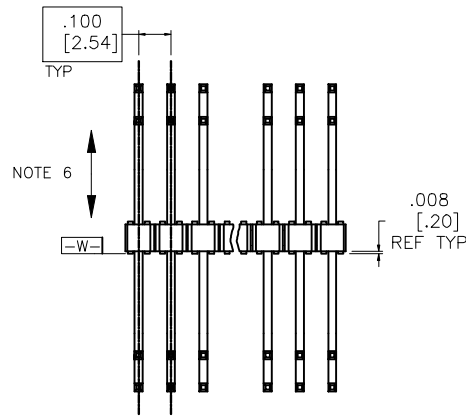
PRODUCT NUMBER

XXXXXXXX-X YY LF

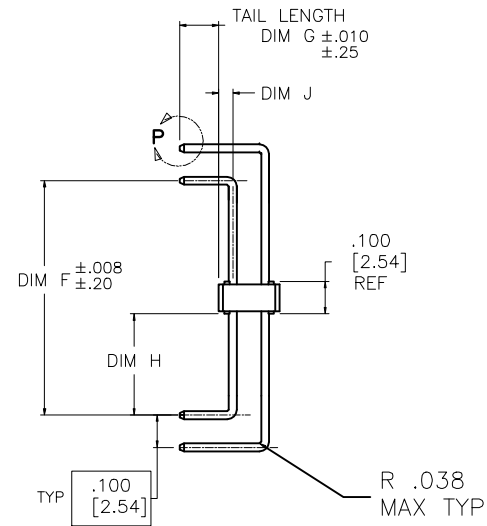
- LEAD FREE OPTION
- NO OF POSITIONS SEE NOTE 1
- PIN PLATING SEE SHEET 2
- BASE PART NO.



TOP VIEW



SIDE VIEW

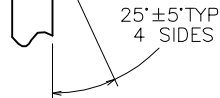


END VIEW

⊕ ⌀ .020/.51 Ⓜ U Ⓜ V W  
NOTE 4

□ .025 ±.001 [.64] ±0.03 TYP  
□ .013 [.33] MAX TYP

DETAIL P  
TYP BOTH ENDS  
SCALE 10:1  
ROTATED 90 DEGREES



mat'l. code				surface ISO 1302	tolerance ISO 406 ISO 1301	projection ISO 1502	product family BERGSTIK II
ltr	ecn no	dr	date	tolerances unless otherwise specified		INCH/MM	title BERGSTIK® II JUMPER DR RA ASSEMBLY
A	v05-0757	TAB	8/12/05	angles	XX±.01/XX±.03		
B	m05-0211	MHT	9/07/05	linear	XXX±.06/XX±0.13	scale 2:1	dwg no 10054040
C	m06-0039	MHT	1/18/06	0'±2'	XXXX±.0020/XXX±0.051		
D	m06-0271	AGS	7/14/06	dr	T.BRUNGARD	3/07/05	sheet 1 of 3 size A3
E	m06-0356	MHT	9/08/06	engr	H. SUNDY	3/07/05	
F	m08-0279	MHT	9/30/08	chr	H. SUNDY	3/07/05	type Product Customer Drawing
		appd			H. SUNDY	3/07/05	
sheet	revision	F	F	F			
index	sheet	1	2	3			

PIN PLATING CODES:	
XXXX-1YY	30u"/0.76u MIN (SEE NOTE 8) OVER 50u"/1.27u MIN Ni
XXXX-2YY	15u"/0.38u MIN (SEE NOTE 8) OVER 50u"/1.27u MIN Ni
XXXX-3YY	50u"/1.27u MIN Au OVER 50u"/1.27u MIN Ni
XXXX-4YY	100u"/2.54u MIN Sn OVER 50u"/1.27u MIN Ni (SEE NOTE 9)
XXXX-4YYLF	
XXXX-5YY	15u"/0.38u MIN (SEE NOTE 8) OVER 50u"/1.27u MIN Ni
XXXX-6YY	30u"/0.76u MIN (SEE NOTE 8) OVER 50u"/1.27u MIN Ni
XXXX-7YY	15u"/0.38u MIN Au OVER 50u"/1.27u MIN Ni
XXXX-8YY	30u"/0.76u MIN Au OVER 50u"/1.27u MIN Ni

**NOTES**

**1. PART NUMBER OPTIONS:**

PIN PLATING CODES (SEE ABOVE)

NUMBER OF POSITION:

EVEN NUMBER OF POSITIONS FROM 2 (2X1) THRU 72 (2X36).

PACKAGING:

PACKAGED IN TUBES.

LEAD FREE:

ADD LF SUFFIX AT THE END OF PART NUMBER FOR LEAD FREE OPTION, NOT AVAILABLE FOR -5YY & -6YY.

**2. BODY MATERIAL:**

PCT, GLASS FIBER REINFORCED,  
FLAME RETARDENT PER UL-94V-0.  
COLOR: BLACK.

OR  
MINERAL FILLED LCP FLAME RETARDENT  
PER UL-94V-0. COLOR: BLACK.

PART NUMBERS WILL WITHSTAND EXPOSURE TO 260° C PEAK TEMPERATURE FOR 20 SECONDS IN WAVE SOLDER, INFRA-RED OR VAPOR PHASE SOLDER PROCESS.

3. PIN MATERIAL: PHOS-BRONZE.

4. MEASURED WITH PART IN RESTRAINED CONDITION.

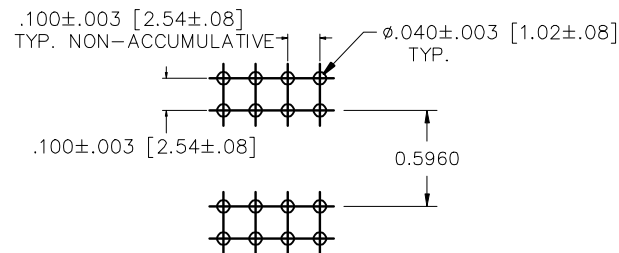
5. TWO SIDES OF PIN TIPS NOT PLATED. TYPICAL BOTH ENDS.

6. 2LBS/0.9KG MIN PIN RETENTION IN EITHER DIRECTION.

7. THESE PRODUCTS MEETS EUROPEAN UNION DIRECTIVES AND OTHER COUNTRY REGULATION AS DESCRIBED IN GS-22-008.

8. PLATING OPTIONS:  
MAY BE EITHER GOLD OR GXT PLATED AT MANUFACTURER'S OPTION.

9. "THIS PRODUCT HAS 100% TIN PLATING IN THE INTERFACE AND HAS NOT BEEN TESTED FOR WHISKER GROWTH IN ALL INTERCONNECT ENVIRONMENTS."



RECOMMENDED HOLE PATTERN

mat'l. code		surface	tolerance	projection	product family
		ISO 1302	ISO 406	ISO 1101	BERGSTIK II
ltr	ecn no	dr	date	title	
F				BERGSTIK® II JUMPER	
tolerances unless otherwise specified				INCH/MM	DR RA ASSEMBLY
angles		linear		scale	2:1
0°±2'		.XX±.01/XX±0.3			
		.XXX±.006/XXX±0.13			
		.XXX±.0020/XXX±0.051			
dr	T. BRUNGARD	3/07/05			
engr	H. SUNDY	3/07/05			
chr	H. SUNDY	3/07/05			
appd	H. SUNDY	3/07/05			
sheet	revision				
index	sheet				



Copyright FCJ

PRODUCT NUMBER	PIN TO BODY		TAIL LENGTH		BEND DIM.		PIN TO SIDE		BODY WIDTH	
	DIM F	DIM F	DIM G	DIM G	DIM H	DIM H	DIM J	DIM J	DIM K	DIM K
	ENGLISH	METRIC	ENGLISH	METRIC	ENGLISH	METRIC	ENGLISH	METRIC	ENGLISH	METRIC
10054040-XYX	.596	15.14	.238	6.05	.248	6.30	.070	1.78	.240	6.10



Copyright FCJ

mat'l. code		surface ISO 1302		tolerance ISO 406 ISO 1101		projection 		product family BERGSTIK II			
ltr	ecn no	dr	dale	tolerances unless otherwise specified							
F				angles	linear	.XX±.01/XX±0.3	INCH/MM		title <b>BERGSTIK® II JUMPER DR RA ASSEMBLY</b>		
				0° ± 2'		.XXX±.005/XXX±0.13	scale 2:1				
				dr	T.BRUNGARD	3/07/05			dwg no	sheet 3 of 3	size
				engr	H. SUNDY	3/07/05			10054040	A3	
				chr	H. SUNDY	3/07/05			type Product Customer Drawing		
				appd	H. SUNDY	3/07/05					
sheet index	revision sheet										