

INTRODUCTION:

Adam Tech 2RS Series receptacle strips are designed for compact applications where dense board-to-board packaging is required. They are low-profile and feature a durable multi-sided contact structure which provides a high normal force after repeated mating cycles. They are available with a variety of options including thru-hole and surface mount types.

FEATURES:

- ❑ Low profile and compact for high density packaging
- ❑ High durability contact system has high normal force after many mating cycles
- ❑ Choice of single or dual row types in vertical or right angle mount
- ❑ Custom pin lengths available

MATING OPTIONS:

Mates with Adam Tech 2PH Series headers and any .020 [0.50] posts on .079" [2.00] centerline

SPECIFICATIONS:

Material:

Insulator: Polybutylene Terephthalate (PBT), glass reinforced thermoplastic, rated UL 94V-0

Contacts: Phosphor Bronze

Plating:

G = 5 µin gold nom. (optional 30 µin) to MIL-G-45204, Type II, Grade C on contact area over 50 µin nickel underplate to QQ-N-290, Class 2, Grade C, gold flash on tails

SG = 5 µin gold nom. on mating length to MIL-G-45204, Type II, Grade C, 100 µin. tin-lead to MIL-P-81738 on solder-tails

T = 200 µin min bright tin plate to MIL-T-10727, Type 1 with 50 µin copper underplate to MIL-C-14550

Electrical:

Operation voltage: 250 VAC max

Current rating: 3 Amps max

Contact resistance: 20 mΩ max

Insulation resistance: 1000 MΩ min @ 650 VDC between adjacent contacts (75°F and 50% R.H.)

Dielectric withstanding voltage: 650 VDC min rms (sea level)

Mechanical:

Insertion force: 5 ozs. max per contact

Withdrawal force: 2.8 ozs. min per contact

Environmental:

Operating temperature: -65°C to +125°C


PACKAGING:

Anti-static plastic trays

APPROVALS AND CERTIFICATIONS:

Recognized under the component program of Underwriters Laboratories, Inc. No. E167232

Certified by Canadian Standards Association No. LR75112



ORDERING INFORMATION

2RS1

40

G

SERIES INDICATOR

2RS1 = 2.00mm Single Row, Vertical Mount, Receptacle Strip

2RS2 = 2.00mm Dual Row, Vertical Mount, Receptacle Strip

2RS2R = 2.00mm Dual Row, Right Angle, Receptacle Strip

2RS1R = 2.00mm Single Row, Right Angle, Receptacle Strip

2RS4 = 2.00mm 4 Row, Vertical Mount, Receptacle Strip (see pg 165)

PLATING

G = Gold plated
SG = Gold plated contact area tin-lead plated solder tails
T = Tin plated

POSITIONS

Single Row: 1 thru 40

Dual Row: 2 thru 80

Four Row: 8 thru 120

OPTIONS:

Add as suffix to basic part number

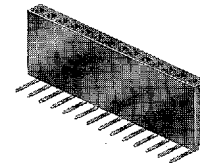
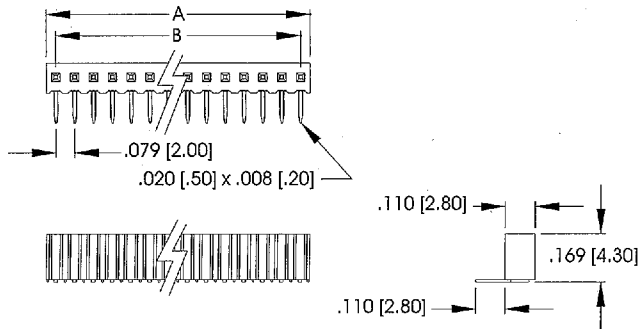
30 = 30 µin gold plating

SMT = Surface mount leads

P = Optional guide peg on SMT version

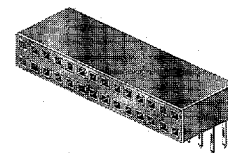
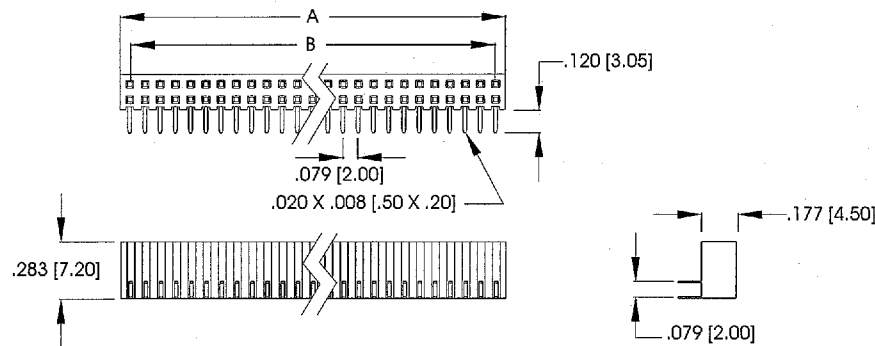
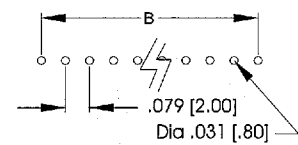
	<p>3 Sided Contact</p>		<p>2RS1</p>
	<p>3 Sided Contact</p>		<p>2RS2</p>
			<p>2RS2BR</p>
	<p>3 Sided Contact</p>		

9017931 0000201 056



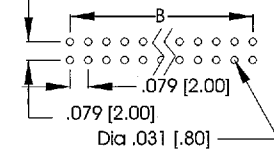
2RS1R

PC Board Layout

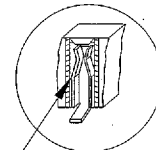
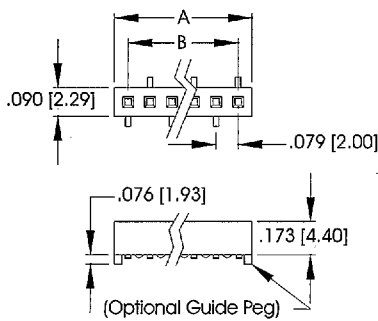


2RS2R

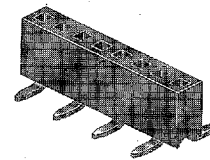
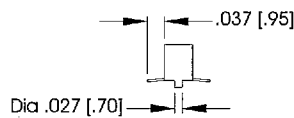
PC Board Layout



A = .079 [2.00] X No. of Positions Per Row
B = .079 [2.00] X No. of Spaces

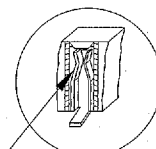
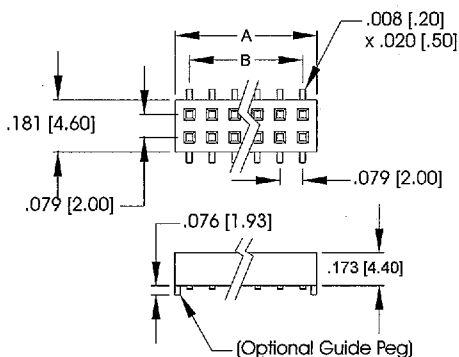
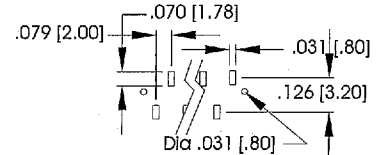


3 Sided Contact

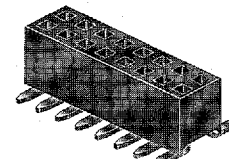
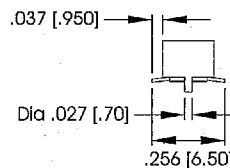


2RS1-SMT

PC Board Layout

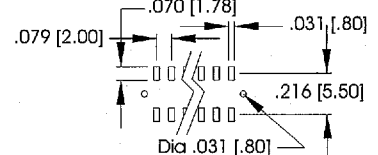


3 Sided Contact



2RS2-SMT

PC Board Layout



A = .079 [2.00] X No. of Positions Per Row
B = .079 [2.00] X No. of Spaces

9017931 0000202 T92