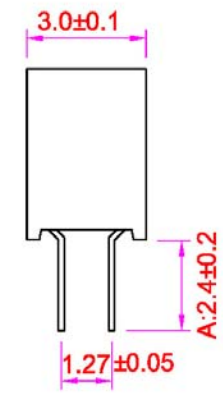
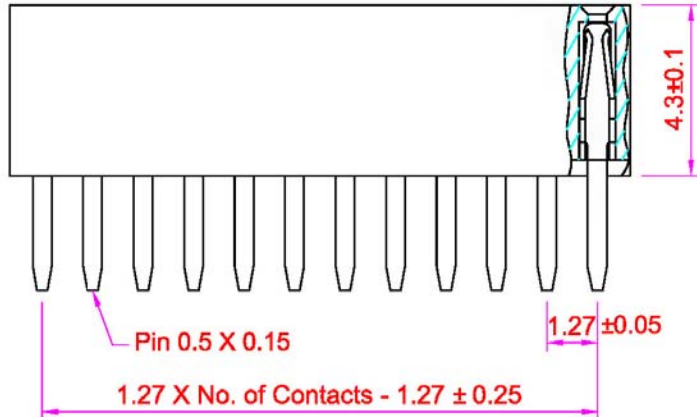
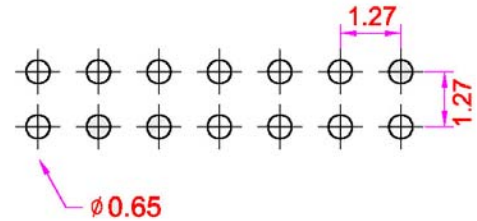
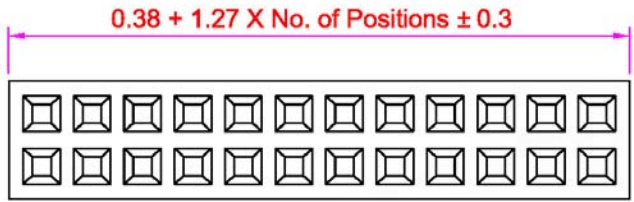


Recommended P.C. Board Hole Layout



SPECIFICATIONS

- Current Rating: 1 Amp
- Contact Material: Phosphor Bronze
- Contact Plating: Gold Flash standard
see options
- Contact Resistance: 20 m ohms Max.
- Insulator Material: Polyester, UL94V-0
- Insulator Resistance: 1000 Megohms min.
- Withstanding: AC 300V
- Operating Temp: -40°C ~ +105°C

Series	Rows	Profile	Positions	Tail	Plating	Options
CRS	XX	LPA	XX	A	XX	XX
Receptacle Strip .05" x .05" (1.27mm x 1.27mm)	01=Single 02=Double	LPA=4.3mm Others available	Single row 1-40 Double row 4-100	A=Standard (2.4mm)	TN=Tin SGXX=Selective Gold GDXX=Gold XX=Flash if blank, 10,15,30u"	Blank=none SM=Surface mount

RoHS compliant

Rev.	Description	Date	Approved	Drawing	Name	Date
				Approved	Howard	06/29/05
				Checked	Lizzy	06/29/05
				Drawn	Tina	06/29/05
				0.0 ± 0.35	0.00 ± 0.20	Angles ± 3'
				UNIT: mm		

Central Components Manufacturing
 440 Lincoln Blvd., Middlesex, New Jersey 08846
 Phone 732 469-5720 888 288-5152 Fax 732 469-1919

Part No.: **CRS-02-LPA-XX-A-XX-XX**

Description: Female Header P:1.27 x 1.27mm, 4.3mm, Dual Row, Straight Type