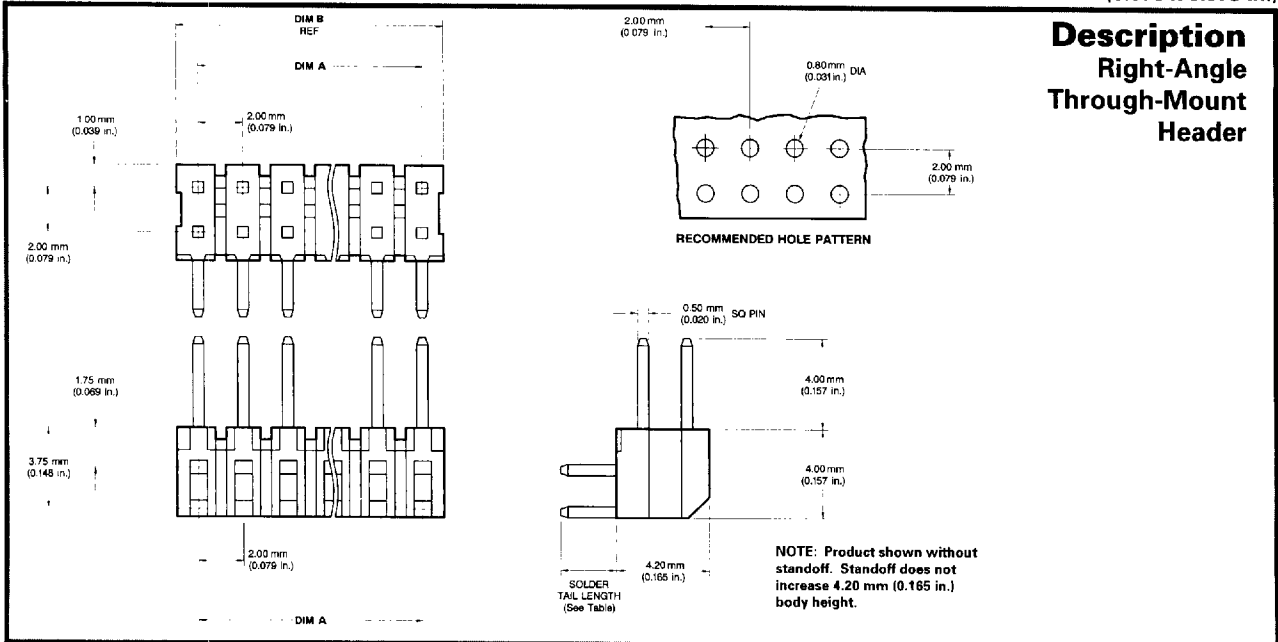


Description Right-Angle Through-Mount Header



Ordering Data Headers

Base number specifies configuration, solder tail length, and housing material. Dash number specifies plating (X) and number of positions (YY).

□ □ □ □ □ - X Y Y

Standoffs		Base Number	Solder Tail Length		Housing Material
mm	in.		mm	in.	
0.40	0.016	94276	1.20	0.047	Glass-filled PCT
0.40	0.016	94277	3.00	0.118	Glass-filled PCT
None		86454	0.76	0.030	Glass-filled Nylon
None		94271	2.50	0.098	Glass-filled PCT

Dash Number

X: Plating

No. of Positions	Dash Number	0 = 0.20 μm (8 pin.) gold		1 = 0.76 μm (30 pin.) gold		5 = 0.38 μm (15 pin.) GXT™	
		Dimension A		Dimension B			
		mm	in.	mm	in.	mm	in.
2 x 2	X04	2.00	0.079	4.00	0.157		
2 x 3	X06	4.00	0.157	6.00	0.236		
2 x 4	X08	6.00	0.236	8.00	0.315		
2 x 5	X10	8.00	0.315	10.00	0.394		
2 x 6	X12	10.00	0.394	12.00	0.472		
2 x 7	X14	12.00	0.472	14.00	0.551		
2 x 8	X16	14.00	0.551	16.00	0.630		
2 x 9	X18	16.00	0.630	18.00	0.709		
2 x 10	X20	18.00	0.709	20.00	0.787		
2 x 11	X22	20.00	0.787	22.00	0.866		
2 x 12	X24	22.00	0.866	24.00	0.945		
2 x 13	X26	24.00	0.945	26.00	1.024		
2 x 14	X28	26.00	1.024	28.00	1.102		
2 x 15	X30	28.00	1.102	30.00	1.181		
2 x 16	X32	30.00	1.181	32.00	1.260		
2 x 17	X34	32.00	1.260	34.00	1.339		
2 x 18	X36	34.00	1.339	36.00	1.417		
2 x 19	X38	36.00	1.417	38.00	1.496		
2 x 20	X40	38.00	1.496	40.00	1.575		
2 x 21	X42	40.00	1.575	42.00	1.654		
2 x 22	X44	42.00	1.654	44.00	1.732		
2 x 23	X46	44.00	1.732	46.00	1.811		
2 x 24	X48	46.00	1.811	48.00	1.890		
2 x 25	X50	48.00	1.890	50.00	1.969		

Pin length and polarization may be customized to suit individual applications.

Ordering data shown is for our standard product offering. For non-standard or custom products, contact your authorized Berg Electronics representative.

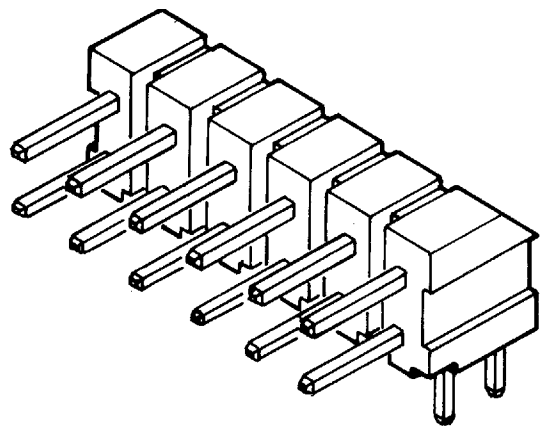
9005411 0002351 214



Unshrouded Headers

2.00 x 2.00 mm (0.079 x 0.079 in.)
Centerlines

Minitek™ Right-Angle Through-Mount Headers



Features

- 2 x 2 through 2 x 25 positions.
- 0.50 mm (0.020 in.) square drawn wire pin provides four smooth mating surfaces.
- Standard solder tail lengths for up to 2.40 mm (0.093 in.) thick printed circuit boards.
- Available short solder tails eliminate lead trimming on flex circuit assemblies or thin circuit boards
- High temperature versions have 0.40 mm (0.016 in.) standoffs to prevent the formation of solder balls when reflow soldering through-mount connectors.
- Standoffs provide clearance for easy cleaning after soldering.

Options

- High-temperature plastic for reflow soldering
- PCB standoffs
- Polarization by omitting pins.
- Variable mating pin and solder tail lengths.
- Retentive leg solder tails to hold header firmly in place during soldering process.

Mating Data


Berg Electronics Products	Page
▪ Minitek™ board-mounted receptacles	9-26 to 9-37
▪ Minitek™ shunt	9-24


- Minitek™ crimp-to-wire receptacle and housing assembly 9-43 to 9-46
- Minitek™ 2.00 mm (0.079 in.) IDC receptacles 9-48

Specifications

- JIS-5020
- MIL-STD-202

Approvals and Certifications

 File no. E66906

 File no. LR46923

Technical Data

Materials

- Standard housing Glass-filled nylon (UL 94 V-0)
 - ▶ Color Black
 - ▶ Applicable soldering processes. wave
- High-temperature housing. Glass-filled PCT (UL 94 V-0)
 - ▶ Color Black
 - ▶ Applicable soldering processes. Wave, IR, vapor-phase
- Pin Phosphor-bronze

Operating Environment

- Temperature range Nylon: -40°C to +105°C
PCT: -55°C to +125°C

Plating

- Underplate 1.27 µm (50 µin.) min nickel
- Finish
 - ▶ Pin 0.20 µm (8 µin.) min gold
or 0.76 µm (30 µin.) min gold
or 0.38 µm (15 µin.) min GXT™

Electrical Performance

- Insulation resistance. 1000 MΩ min
- Withstanding voltage 650 V rms
- Current rating 2 amp continuous
- Contact resistance 25 mΩ max
- Voltage rating 200 V ac/dc

Mechanical Performance

- Durability (mating cycles) 100

Packaging

- Bags

Customer Support Materials

Description	Order No.	Description	Order No.
Customer Product Drawings.	By Part No.	Product Bulletin.	950522-001
Product Samples	By Part No.	Product Specifications	DPS-12-011