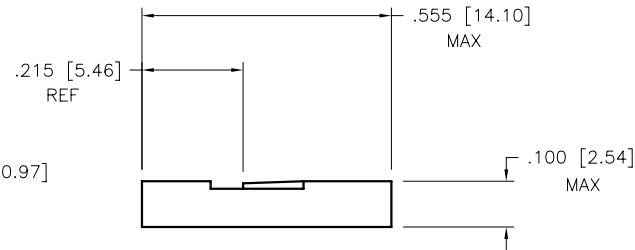
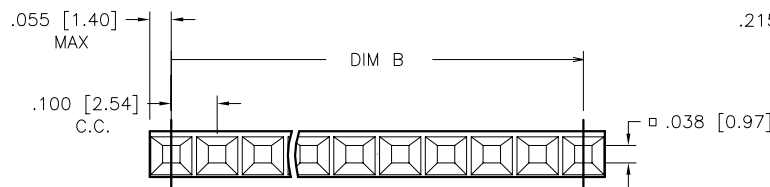
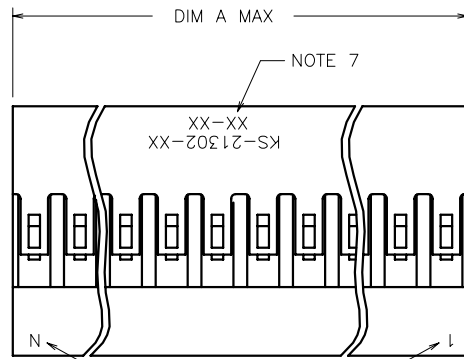


PRODUCT NO

SEE TABLE

NOTES:

- ①. MOLDING MATERIAL: MODIFIED POLYPHENYENE ETHER, FLAME RETARDENT PER UL 94V-0, COLOR: BLACK.
2. PIN LENGTH TO BE .210/5.33 MIN. RECOMMENDED PIN LENGTH IS .225 ±.015/5.71 ±0.38.
- ③. TO REMOVE TERMINALS USE HAND TOOL HT-80.
4. TERMINAL MUST BE CRIMPED PROPERLY FOR SATISFACTORY LATCHING. SEE TA-75 FOR CRIMPING INSTRUCTIONS. PRODUCT SPECIFICATION: BUS-12-067.
5. THIS HOUSING IS INTENDED FOR USE WITH MINI PV™ TERMINAL WITH 22-36 GAUGE WIRE.
- ⑥. MARK LETTERS .060/1.52 HIGH ON END POSITIONS ONLY IN WHITE AS SHOWN. FIRST POS. MARKED 1, "N" DESIGNATES TOTAL NO. OF POS.
- ⑦. KS NO. TO BE MARKED SAME STYLE AS NOTE 6, CENTERED BETWEEN ENDS OF PART AS SHOWN. MARK WEEK AND YEAR OF MANUFACTURING AS SHOWN, SAME STYLE AS NOTE 6.
- ⑧. FOR DASH NO. -036, -035, -034, & -033 MARK PER FIGURE 1, 2, 3, & 4 RESPECTIVELY.
9. PRODUCT MEETS EUROPEAN UNION DIRECTIVES AND OTHER COUNTRY REGULATIONS AS DESCRIBED IN GS-22-008.
10. THIS PRODUCT IS NOT INTENDED TO BE EXPOSED TO MANUFACTURING SOLDER PROCESS.



mat'l. code SEE NOTE 1		surface ✓	tolerance	projection ⊕	product family PV HOUSINGS
ltr	ec'n no	dr	date	tolerances unless otherwise specified	title
G	v51208	GAH	1995-12-19	angles	MINI LATCH HOUSING SINGLE ROW .100 [2.54] CC
H	v90972	CGC	1999-05-26	linear	
J	v03-1359	VS	2004-03-10	0°±2'	INCH/MM scale 3:1
K	v05-0715	HTB	2005-07-29	dr	dwg no 65980
L	v06-0420	HTB	2006-05-05	engr	sheet 1 of 2
M	v07-0511	HTB	2007-08-07	chr	size A3
sheet		revision	M	M	type Product Customer Drawing
index	sheet	1	2		



Copyright FCI

PRODUCT NO	NO.OF POS.	DIM A MAX	DIM B	CUSTOMER PART NO.
65980-001LF	36	3.600/91.57	3.500/88.90	KS 21302 L14
65980-002LF	35	3.500/88.90	3.400/86.36	N/A
65980-003LF	34	3.400/86.36	3.300/83.82	N/A
65980-004LF	33	3.300/83.82	3.200/81.28	N/A
65980-005LF	32	3.200/81.28	3.100/78.74	N/A
65980-006LF	31	3.100/78.74	3.000/76.20	N/A
65980-007LF	30	3.000/76.20	2.900/73.66	N/A
65980-008LF	29	2.900/73.66	2.800/71.12	N/A
65980-009LF	28	2.800/71.12	2.700/68.58	N/A
65980-010LF	27	2.700/68.58	2.600/66.04	N/A
65980-011LF	26	2.600/66.04	2.500/63.50	N/A
65980-012LF	25	2.500/63.50	2.400/60.96	N/A
65980-013LF	24	2.400/60.96	2.300/58.42	N/A
65980-014LF	23	2.300/58.24	2.200/55.88	N/A
65980-015LF	22	2.200/55.88	2.100/53.34	N/A
65980-016LF	21	2.100/53.34	2.000/50.80	N/A
65980-017LF	20	2.000/50.80	1.900/48.26	N/A
65980-018LF	19	1.900/48.26	1.800/45.72	N/A
65980-019LF	18	1.800/45.72	1.700/43.18	N/A
65980-020LF	17	1.700/43.18	1.600/40.64	N/A
65980-021LF	16	1.600/40.64	1.500/38.10	N/A
65980-022LF	15	1.500/38.10	1.400/35.56	N/A
65980-023LF	14	1.400/35.56	1.300/33.02	KS 21302 L3
65980-024LF	13	1.300/33.02	1.200/30.48	N/A
65980-025LF	12	1.200/30.48	1.100/27.94	N/A
65980-026LF	11	1.100/27.94	1.000/25.40	N/A
65980-027LF	10	1.000/25.40	.900/22.86	KS 21302 L2
65980-028LF	9	.900/22.86	.800/20.32	N/A
65980-029LF	8	.800/20.32	.700/17.78	N/A
65980-030LF	7	.700/17.78	.600/15.24	N/A
65980-031LF	6	.600/15.24	.500/12.70	N/A
65980-032LF	5	.500/12.70	.400/10.16	N/A
65980-033LF	4	.400/10.16	.300/7.62	KS 21302 L25
65980-034LF	3	.300/7.62	.200/5.08	KS 21302 L24
65980-035LF	2	.200/5.08	.100/2.54	KS 21302 L23
65980-036LF	1	.100/2.54	_____	N/A



FIG. 1



FIG. 2

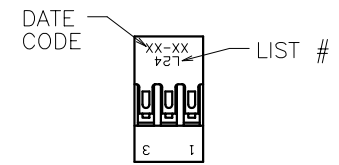


FIG. 3

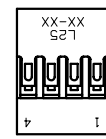


FIG. 4



Copyright FCI

mat'l. code SEE NOTE 1		surface ✓	tolerance	projection ⊕	product family PV HOUSINGS
ltr	ecr no	dr	date	tolerances unless otherwise specified	title
M				angles linear 0°±2'	MINI LATCH HOUSING SINGLE ROW .100 [2.54] CC
				linear XXX+01/XX+3 XXX+005/XXX+3 XXXX+0020/XXX+051	INCH/MM scale 1:1
				dr G. HULL 1995-12-19	dwg no 65980 sheet 2 of 2 size A3
				engr T. HANNA 1995-12-19	type Product Customer Drawing
				chr T. BREWBAKER 1995-12-19	
				appd T. HANNA 1995-12-19	
sheet index	revision sheet				