



TECHNICAL SPECIFICATIONS OF SCHOTTKY BARRIER RECTIFIER
VOLTAGE RANGE - 50 to 100 Volts
CURRENT - 3.0 Amperes

FEATURES

- * Fast switching
- * Low switching noise
- * Low forward voltage drop
- * High current capability
- * High switching capability
- * High reliability
- * High surge capability

MECHANICAL DATA

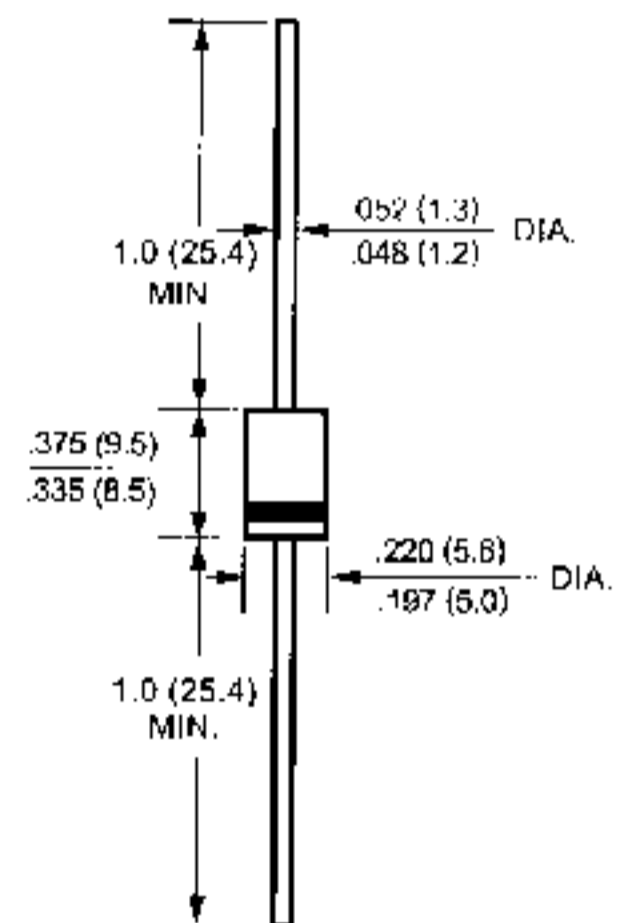
- * Case: Molded plastic
- * Epoxy: UL 94V-0 rate flame retardant
- * Lead: MIL-STD-202E, Method 208 guaranteed
- * Polarity: Color band denotes cathode end
- * Mounting position: Any
- * Weight: 1.18 grams

MAXIMUM RATINGS AND ELECTRICAL CHARACTERISTICS

Ratings at 25 °C ambient temperature unless otherwise specified
Single phase, half wave, 60 Hz, resistive or inductive load.
For capacitive load, derate current by 20%.



DO-27



	SYMBOL	SR350	SR360	SR380	SR3100	UNITS
Maximum Recurrent Peak Reverse Voltage	VRRM	50	60	80	100	Volts
Maximum RMS Voltage	V RMS	35	42	56	70	Volts
Maximum DC Blocking Voltage	VDC	50	60	80	100	Volts
Maximum Average Forward Rectified Current .375" (9.5mm) lead length	I O	3.0				Amps
Peak Forward Surge Current 8.3 ms single half sine-wave superimposed on rated load (JEDEC Method)	I FSM	80				Amps
Maximum Instantaneous Forward Voltage at 3.0A DC	V F	.75			.85	Volts
Maximum DC Reverse Current at Rated DC Blocking Voltage	I R	@ TA = 25°C	3.0			mAmps
		@ TA = 100°C	30			mAmps
Typical Thermal Resistance (Note 1)	R θ JA	30				°C/W
Typical Junction Capacitance (Note 2)	C j	200				pF
Operating Temperature Range	T J	-65 to + 150				°C
Storage Temperature Range	T stg	-65 to + 150				°C

NOTES : 1. Thermal Resistance (Junction to Ambient): Vertical PC Board Mounting, 0.5" (12.7mm) Lead Length.
2. Measured at 1 MHz and applied reverse voltage of 4.0 volts.

RATING AND CHARACTERISTIC CURVES (SR350 THRU SR3100)

FIG. 1 - TYPICAL FORWARD CURRENT DERATING CURVE

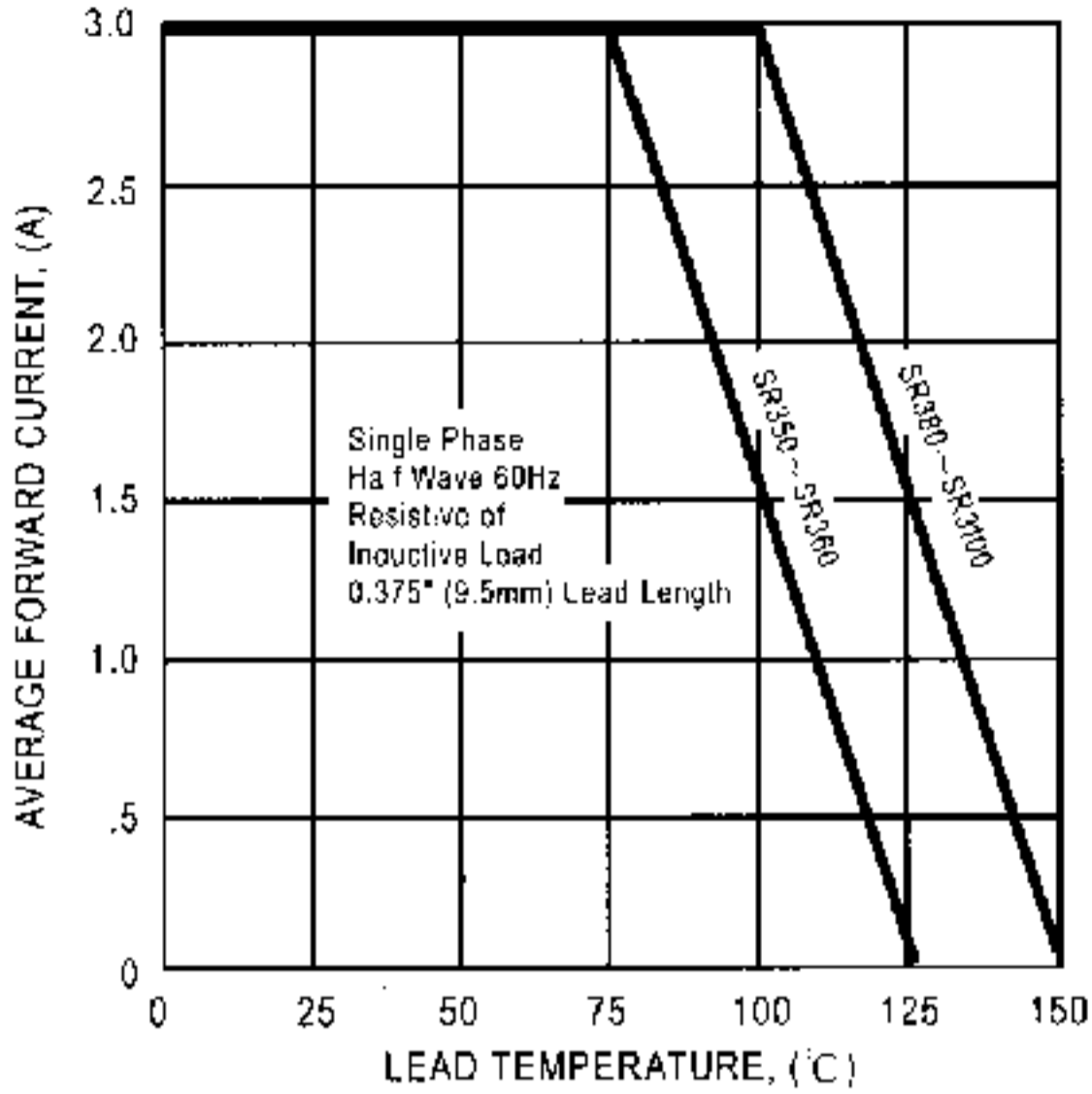


FIG. 2 - TYPICAL REVERSE CHARACTERISTICS

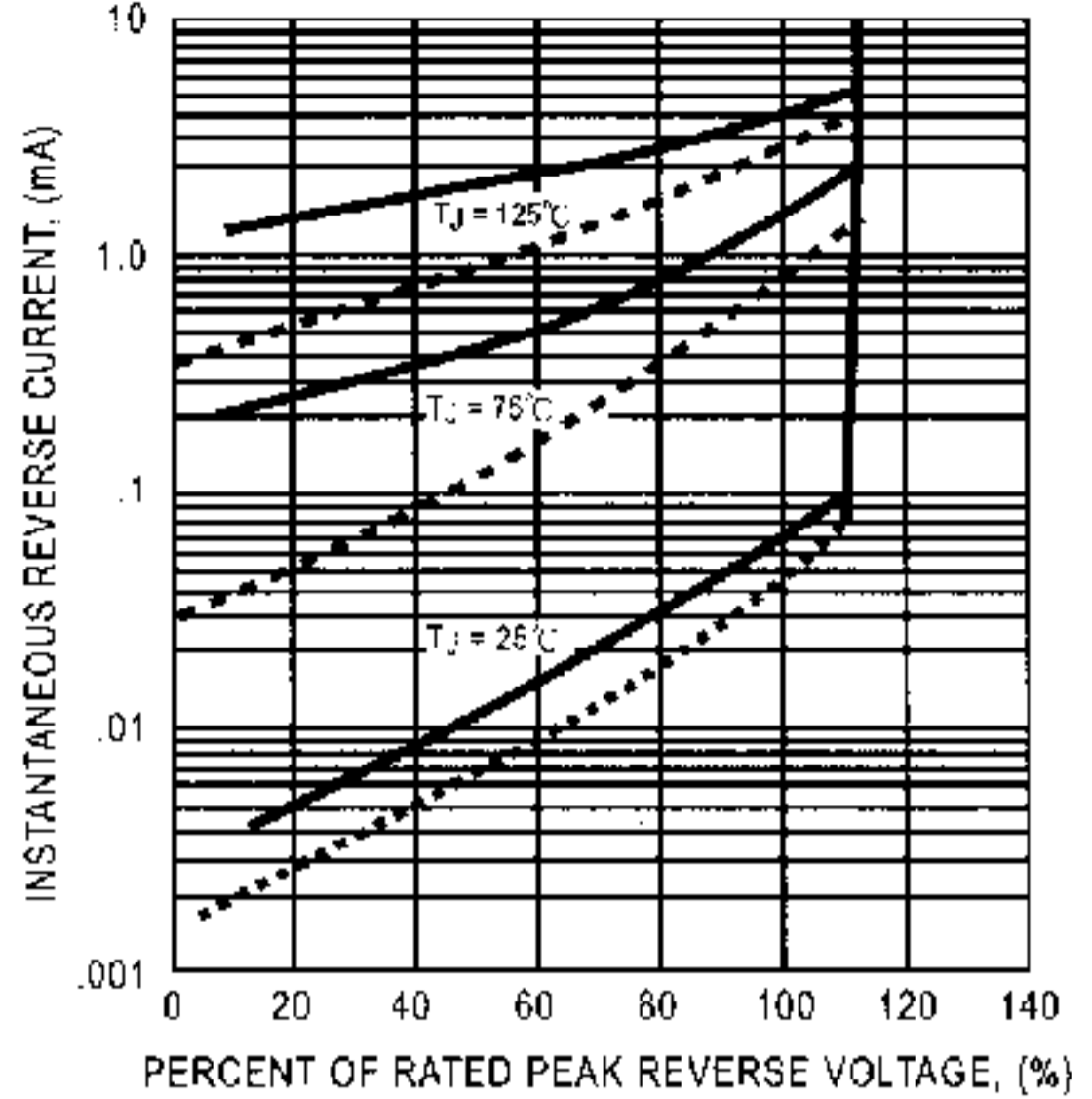


FIG. 3 - TYPICAL INSTANTANEOUS FORWARD CHARACTERISTICS

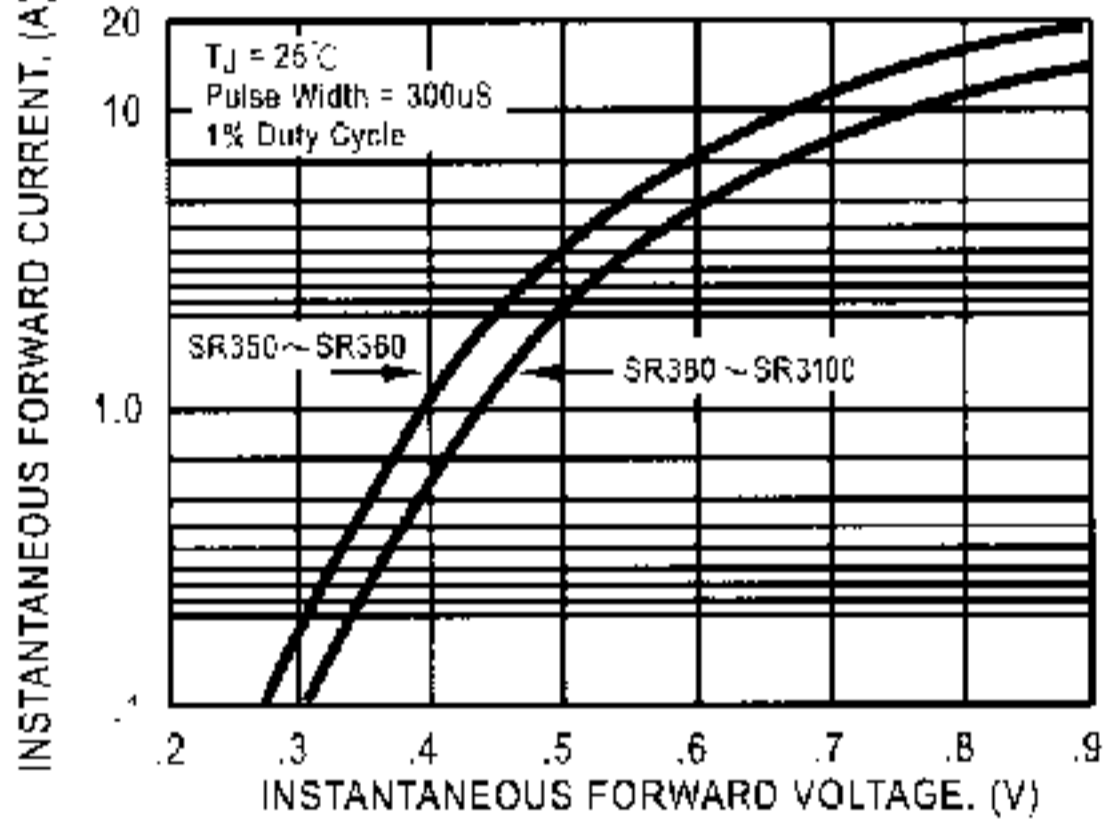


FIG. 4 - TYPICAL JUNCTION CAPACITANCE

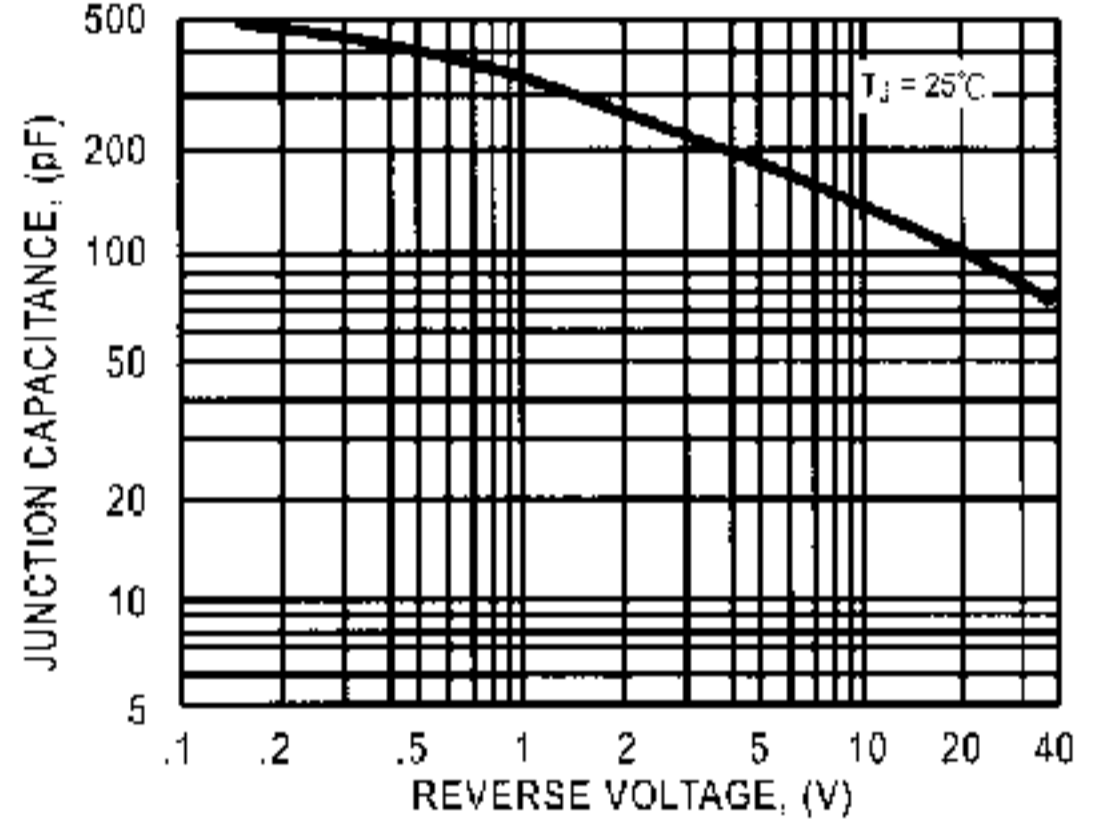


FIG. 5 - MAXIMUM NON-REPETITIVE FORWARD SURGE CURRENT

