M22 Connectors

Male Horizontal Surface Mount

- Suitable for use with female PCB connectors and jumper sockets shown on pages 125 to 127. M22-533 and M22-563 also suitable for use with female crimp connectors shown on page 128.
- Single row pin headers can be cut into smaller sizes.
- Locating pegs on double row, to ensure correct positioning onto the board.
- For tape & reel packaging, contact **technical@harwin.com**.



2mm (.079") PITCH

SINGLE ROW

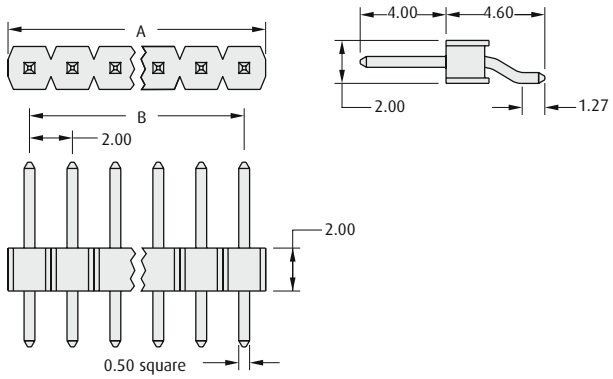

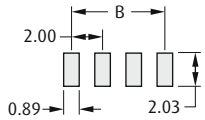

Recommended PC Board Pattern

CALCULATION	
A	2.00 x No. of contacts per row
B	2.00 x (No. of contacts per row - 1)

DOUBLE ROW

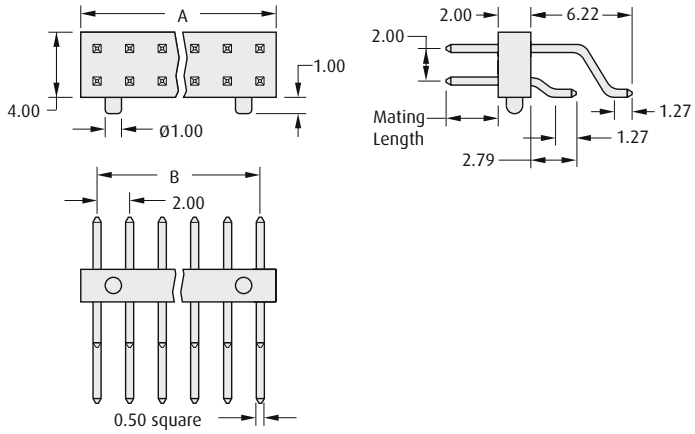

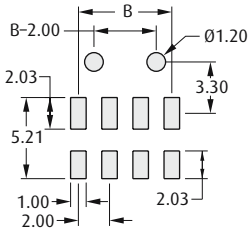

Recommended PC Board Pattern

HOW TO ORDER

M22 - 5 X 3 XX 05

SERIES CODE

TYPE	
3	Single Row
4	Double Row, 3.2mm Mating Length
6	Double Row, 4.2mm Mating Length

NO. OF CONTACTS PER ROW
02 to 40

FINISH	
05	Gold

All dimensions in mm.