

# PRODUCT CATALOG

## SCHOTTKY POWER RECTIFIERS

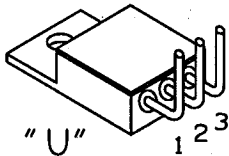
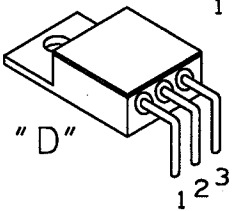
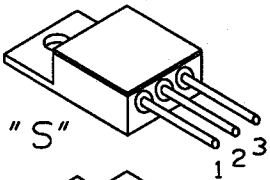
45V, 30A, 0.80V

SDS30045	JAA
SDS30045	JAB
SDS30045	JEA
SDS30045	JEB
SDS30045	JEC
SDS30045	JED

### FEATURES

- RUGGED PACKAGE
- HI-REL CONSTRUCTION
- CERAMIC EYELETS
- LEAD BENDING OPTIONS
- COPPER CORED 52 ALLOY PINS
- LOW IR LOSSES
- LOW THERMAL RESISTANCE
- OPTIONAL MIL-S-19500 OR MIL-STD-883 SCREENING

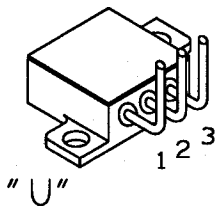
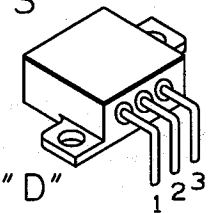
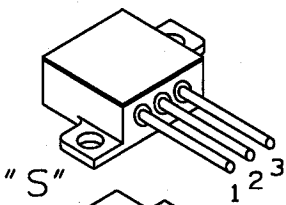
STANDARD BEND CONFIGURATIONS



JAA  
JEA  
JEC

(CUSTOM BEND OPTIONS AVAILABLE)

STANDARD BEND CONFIGURATIONS



JAB  
JEB  
JED

(CUSTOM BEND OPTIONS AVAILABLE)

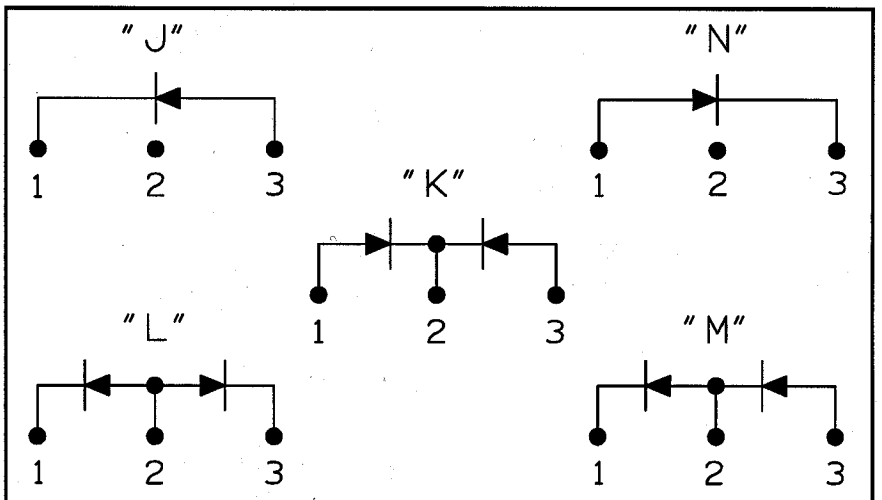
### MAXIMUM RATINGS PER DIODE

PARAMETER	SYMBOL		UNITS
WORKING PEAK REVERSE VOLTAGE	VRRM	45	V
AVERAGE FORWARD CURRENT	IF(AV)	30	A
PEAK ONE CYCLE NON-REPETITIVE, SURGE CURRENT	IFSM	380	A
PEAK REPETITIVE REVERSE CURRENT	IRRM	1.0	A
OPERATING JUNCTION TEMPERATURE RANGE	TJ	-65 TO +175	°C
STORAGE TEMPERATURE RANGE	Tstg	-55 TO +150	°C
THERMAL RESISTANCE JUNCTION TO CASE	RtJc	2.0	°C/W

### ELECTRICAL CHARACTERISTICS T<sub>c</sub> = 25°C (UNLESS OTHERWISE SPECIFIED)

PARAMETER	SYMBOL	TEST CONDITIONS		UNITS
MAX. PEAK FORWARD VOLTAGE ①	VF	TJ=25°C IFM=30A	0.80	V
MAX. PEAK REVERSE CURRENT ①	IRM	TJ=25°C	15	mA
		TJ=125°C	40	
CAPACITANCE	Ct	Tc=25°C, VR=5VDC f=100KHZ TO 1 MHZ	1400	Pf

(1) PULSE TEST: PULSE WIDTH 300μS, DUTY CYCLE 2%



PIN	"J"	"K"	"L"	"M"	"N"
1	CATHODE	ANODE	CATHODE	CATHODE	ANODE
2	NO CONN.	COMMON	COMMON	COMMON	NO CONN.
3	ANODE	ANODE	CATHODE	ANODE	CATHODE
PKG.	JAA, JAB	JEA, JEB JEC, JED	JEA, JEB JEC, JED	JEA, JEB JEC, JED	JAA, JAB

CASE = NO CONNECTION