



AMP-LATCH | AMP-LATCH Universal Headers

TE Internal #: 5102322-3

Ribbon Cable Connectors, Wire-to-Board, 16 Position, 2.54 mm [.1 in] Centerline, Right Angle, Through Hole - Solder, AMP-LATCH Universal Headers

[View on TE.com >](#)

Connectors > PCB Connectors > Wire-to-Board Connectors > FFC, FPC & Ribbon Connectors > Ribbon Cable Connectors >

AMP-LATCH UNIVERSAL HEADERS



Connector System: **Wire-to-Board**

Number of Positions: **16**

Centerline (Pitch): **2.54 mm [.1 in]**

PCB Mount Retention: **Without**

PCB Mount Orientation: **Right Angle**

[All AMP-LATCH UNIVERSAL HEADERS \(525\)](#)

Features

Product Type Features

Ribbon Cable Connector Header Type	Universal Ejection Pin Headers
Connector Mating Latch & Lock Type	Long
Connector Product Type	Connector Assembly
Connector System	Wire-to-Board
Connector & Housing Type	Plug
Connector & Contact Terminates To	Printed Circuit Board

Configuration Features

Number of Positions	16
PCB Mount Orientation	Right Angle
Number of Rows	2

Electrical Characteristics

Insulation Resistance	5000 MΩ
-----------------------	---------



Operating Voltage	250 VAC
-------------------	---------

Body Features

Primary Product Color	Black
Connector Profile	Standard

Contact Features

Mating Square Post Dimension	.64 mm[.025 in]
PCB Contact Termination Area Plating Material Thickness	2.54 μ m[100 μ in]
Contact Type	Pin
Contact Mating Area Plating Material Thickness	.76 μ m[30 μ in]
Contact Mating Area Plating Material	Gold, Gold Flash over Palladium Nickel
Contact Shape & Form	Square
Contact Underplating Material	Nickel
PCB Contact Termination Area Plating Material	Tin
Contact Base Material	Phosphor Bronze
Contact Current Rating (Max)	1 A

Termination Features

Round Termination Post & Tail Diameter	.64 mm[.025 in]
Termination Post & Tail Length	3.94 mm[.155 in]
Termination Method to Printed Circuit Board	Through Hole - Solder

Mechanical Attachment

Mating Alignment	With
PCB Mount Alignment	Without
Panel Mount Feature	Without
PCB Mount Retention	Without
Mating Alignment Type	Center, Dual Polarizing Bar
Mating Retention	With
Mating Retention Type	Ejection Latch
Connector Mounting Type	Board Mount

Housing Features

Housing Material	Glass Filled Nylon/Polyester
Centerline (Pitch)	2.54 mm[.1 in]

Dimensions



Shrouded End Dimension	3.81 mm[.15 in]
Connector Length	39.62 mm[1.56 in]
Connector Height	13.94 mm[.548 in]
PCB Thickness (Recommended)	3.18 mm[.125 in]
Row-to-Row Spacing	2.54 mm[.1 in]

Usage Conditions

Housing Temperature Rating	Standard
Operating Temperature Range	-65 – 105 °C[-85 – 221 °F]

Operation/Application

Circuit Application	Signal
---------------------	--------

Industry Standards

UL Flammability Rating	UL 94V-0
------------------------	----------

Packaging Features

Packaging Quantity	16
Packaging Method	Package

Other

Wire-to-Board Connector Comment	Mates with Receptacles
---------------------------------	------------------------

Product Compliance

[For compliance documentation, visit the product page on TE.com>](#)

EU RoHS Directive 2011/65/EU	Compliant
EU ELV Directive 2000/53/EC	Compliant
China RoHS 2 Directive MIIT Order No 32, 2016	No Restricted Materials Above Threshold
EU REACH Regulation (EC) No. 1907/2006	Current ECHA Candidate List: JUNE 2023 (235) Candidate List Declared Against: JUNE 2023 (235) Does not contain REACH SVHC
Halogen Content	Not Low Halogen - contains Br or Cl > 900 ppm.
Solder Process Capability	Wave solder capable to 265°C

Product Compliance Disclaimer

This information is provided based on reasonable inquiry of our suppliers and represents our current actual knowledge based on the information they provided. This information is subject to change. The part numbers that TE has identified as EU RoHS compliant have a maximum concentration of 0.1% by weight in homogenous materials for lead, hexavalent



chromium, mercury, PBB, PBDE, DBP, BBP, DEHP, DIBP, and 0.01% for cadmium, or qualify for an exemption to these limits as defined in the Annexes of Directive 2011/65/EU (RoHS2). Finished electrical and electronic equipment products will be CE marked as required by Directive 2011/65/EU. Components may not be CE marked. Additionally, the part numbers that TE has identified as EU ELV compliant have a maximum concentration of 0.1% by weight in homogenous materials for lead, hexavalent chromium, and mercury, and 0.01% for cadmium, or qualify for an exemption to these limits as defined in the Annexes of Directive 2000/53/EC (ELV). Regarding the REACH Regulation, the information TE provides on SVHC in articles for this part number is based on the latest European Chemicals Agency (ECHA) 'Guidance on requirements for substances in articles' posted at this URL: <https://echa.europa.eu/guidance-documents/guidance-on-reach>

Compatible Parts

 <p>TE Part # 499252-8 016 STRAIN RELIEF A-L RCPT</p>	 <p>TE Part # 1-1658526-1 609-1641LF FEM SOCKET, LEAD FREE</p>	 <p>TE Part # 2-1658526-9 609-1630LF=FSKT IDC S 16 30AU</p>	 <p>TE Part # 1658527-7 622-1641LF FEM SOCKET, LEAD FREE</p>
 <p>TE Part # 1658621-3 16 NOVO MIL/CTR 15DP, LEAD FREE</p>	 <p>TE Part # 1658622-3 16 NOVO MIL/CTR 30DP, LEAD FREE</p>	 <p>TE Part # 1658620-3 16 NOVO MIL 15DP, LEAD FREE</p>	 <p>TE Part # 1658623-3 16 NOVO MIL 30DP, LEAD FREE</p>
 <p>TE Part # 1658527-6 622-1630LF FEM SOCKET, LEAD FREE</p>	 <p>TE Part # 6-1437020-6 609-1631HD=FSKT IDC S 16 SR</p>	 <p>TE Part # 1658528-5 636-2641LF FEM SOCKET, LEAD FREE</p>	 <p>TE Part # 102320-1 UNIVERSAL HEADER LATCH</p>
 <p>TE Part # 1658624-3 016 NOVO DUAL 30DP FT</p>	 <p>TE Part # 1-1658526-0 609-1601MLF FEM SCKT, LEAD FREE</p>	 <p>TE Part # 1-1658528-4 636-1630LF=FEM SKT BLADE POL 1</p>	 <p>TE Part # 2-1658528-7 636-1641LSLF FEMALE SOCKET CON</p>

Also in the Series | **AMP-LATCH Universal Headers**






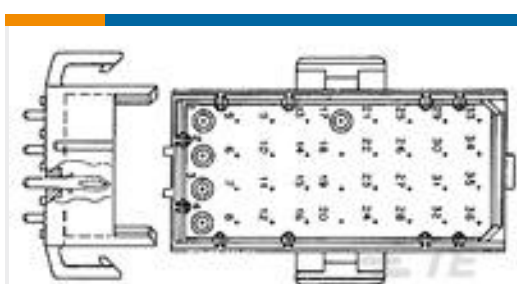


Connector Hardware(13)



Ribbon Cable Connectors(525)

Customers Also Bought

TE Part #5352131-1
Z-PACK/B RAMH.110P.TE Part #5745113-2
15 RCPT RA/MS STDTE Part #5747238-4
25 MSFL PLUG RA 318 (IN,FM)TE Part #87220-5
05 MODII HDR SRST UNSHRD .100TE Part #5-826629-0
50P AMPMODU II PIN HDR.TE Part #794229-3
MINI UMNL2 SOK 22-18 AWG AU LPTE Part #786155-7
68 50SR VRT RCPT,LTCH,ACT PINTE Part #5-103945-3
4X4 MTE SHRD PIN SR LATCH .100TE Part #640497-1
02P MR HDR ASSY

Documents

Product Drawings

[A/L UNIV HDR 16P RA LG LAT](#)

English

CAD Files

[Customer View Model](#)

[ENG_CVM_CVM_5102322-3_C.2d_dxf.zip](#)

English

[3D PDF](#)



3D

Customer View Model

[ENG_CVM_CVM_5102322-3_C.3d_igs.zip](#)

English

Customer View Model

[ENG_CVM_CVM_5102322-3_C.3d_stp.zip](#)

English

By downloading the CAD file I accept and agree to the [Terms and Conditions](#) of use.

Datasheets & Catalog Pages

[Ribbon Cable Interconnect Solutions](#)

English

Product Specifications

[Product Specification](#)

English

Product Environmental Compliance

[MD_5102322-3_090820112330](#)

English

[MD_5102322-3_090820112330](#)

English