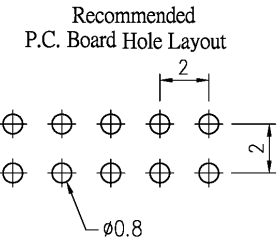
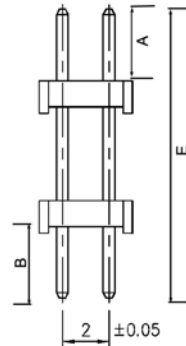
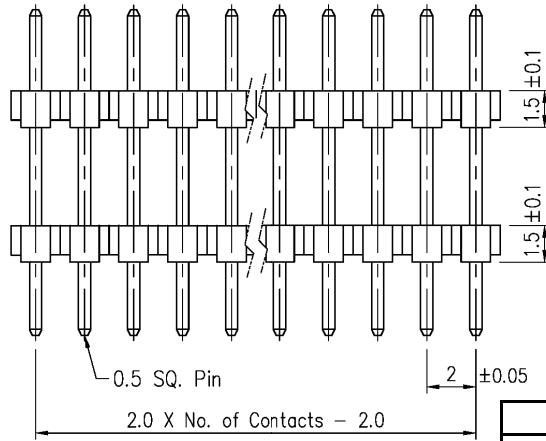


SPECIFICATIONS

Current Rating: 2 Amps
 Contact Material: Brass
 Contact Resistance: 30 m ohms max.
 Contact Plating: Full Gold, Full Tin, Selective Plating
 Insulator Material: UL 94V-0
 Insulator Resistance: 1000 Megohms min.
 Withstanding: AC 500V
 Operating Temperature: -40°C ~ +105°C



Series	Rows	Type	Positions	Dimensions	Plating
BDPH	X	XX	XX	CSL (A/B/E)	XX
2mm dual insulator pinheader	2, 3, 4	Blank=Thru Hole SM=Surface Mount	2 Rows=04-80 3 Rows=06-120 4 Rows=08-160	See drawing	TN=Tin SGXX=Selective Gold GDXX=Gold XX=Flash if blank, 10, 15, 30u"

RoHS compliant

Rev.	Description	Date	Approved	Drawing	Name	Date
				Approved	Howard	08/10/99
				Checked	Lizzy	08/10/99
				Drawn	Tina	08/10/99
				0.0 ± 0.35	0.00 ± 0.20	Angles ± 3'
				UNIT: mm		

Central Components Manufacturing
 440 Lincoln Blvd., Middlesex, New Jersey 08846
 Phone 732 469-5720 888 288-5152 Fax 732 469-1919

Part No.: **BDPH-2-XX-CSL-XX**

Description: 2mm x 2mm Dual Insulator (Board Stacker) Pin Header