


**AMPHENOL D-SUBMINIATURE
FIXED MACHINED CONTACT INDUSTRIAL CONNECTOR**

17D/117DF SERIES

Amphenols 17D and 117DF series are a fixed contact heavier duty D-sub suitable for commercial or industrial use. The machined contacts provide stability and reliability.

Filter connectors available—
contact factory.



SPECIFICATIONS:

Temperature Range:
-55° C to +125° C

Voltage Rating:
300 V RMS to 50Hz

Current Rating:
7.5 Amp

Cycles:
17D: 100 minimum
117DF: 500 minimum

Wire Size:
20 AWG

Shells:
Steel/tin-plated, grounding indents on plug front shell or zinc/yellow chromate

Dielectric:
Two-piece black thermoplastic UL 94 VO

Dielectric Withstanding Voltage:
1000V RMS to 50Hz

Contacts:
Male: screw machined brass
Female: screw machined bronze

Contact Plating:
Gold over Nickel

Insertion Force:
4.3 oz. < F < 9.0 oz.
per contact

Contact Resistance:
< 5 milliohms

Insulation Resistance:
> 5000 megaohms

DIMENSIONS:
See page 47

ORDERING INFORMATION:

17D - B - F - 25 - S - XXXX

Contact & Shell Plating Prefix

Contact Plating	Shell Plating		
	Yellow Chromate	Tinned	Tinned & Indents
000010" gold over nickel	17D	77D	717D
000030" gold over nickel	117DF	177DF	777DF

*plug only

Code

P	Pin
S	Socket

Number of contacts
9,15,25,37,50

Mounting Type

Blank	122 (3 1) dia. mounting holes
F	float bushings (front or rear mount)
G	M3 rear clinch nut
H	#4-40 rear clinch nut
K	165 (4 2) dia. mounting holes

Code

Blank	solder cup
T	straight pc (see next page)
U	straight pc (see next page)
V	straight pc (see next page)
OL2	straight pc (see next page)
A	right angle pc (see next page)
C	right angle pc (see next page)
AJ3	right angle pc (see next page)
AJ4	right angle pc (see next page)
AM4	right angle pc (see next page)
AM4B	right angle pc (see next page)
1AON	right angle pc (see next page)
1AMN	right angle pc (see next page)
1APN	right angle pc (see next page)
1ATN	right angle pc (see next page)
1AUN	right angle pc (see next page)
F179	wire wrap (2 wrap)
F179A	wire wrap (3 wrap)

Termination

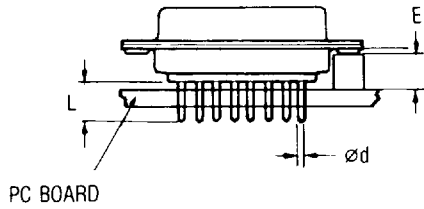
Shell Size

E (9)
A (15)
B (25)
C (37)
D (50)

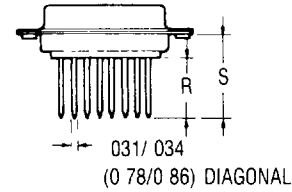
AMPHENOL D-SUBMINIATURE FIXED MACHINED CONTACT INDUSTRIAL CONNECTOR

17D/117DF SERIES

Printed Circuit Terminations



Wire Wrap Terminations



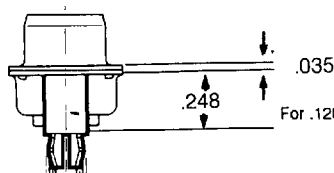
Termination	Ø d	L	E
U	.024 (0.60)	.124 (3.2)	.185 (4.7)
V	.040 (1.02)	.093 (2.36)	.185 (4.7)
T	.024 (0.60)	.157 (4.0)	.185 (4.7)
OL2	.024 (0.60)	.217 (5.5)	.240 (6.1)

Termination Code	Number of Wraps	R	S
F179	2	.378 (9.6)	.591 (15)
F179A	3	.512 (13)	.709 (18)

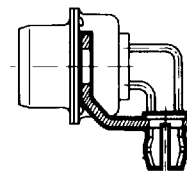
Right Angle Printed Circuit

TERMINATION	CODE	PC TAIL DIA. Inches (mm)	DESCRIPTION OF MOUNTING OPTIONS
figure 1 .283 Footprint 	A	.040 (1.02)	with metal bracket
	C	.040 (1.02)	without bracket
	AJ3	.040 (1.02)	with plastic bracket
	AJ4	.024 (0.60)	with plastic bracket
	AM4	.024 (0.60)	with metal bracket
figure 2 .370 Footprint 	1AON	.024 (0.60)	without bracket
	1AMN	.024 (0.60)	with riveted metal bracket
	1APN	.024 (0.60)	with riveted plastic bracket
	1ATN	.024 (0.60)	with metal bracket and non-removable 4-40 front clinch nut
	1AUN	.024 (0.60)	with plastic bracket and non-removable 4-40 front clinch nut
figure 3 .545 Footprint 	AM4B	.024 (0.60)	with metal bracket

Grounding Tab Options



For .120 (3,2 mm) Dia. Hole: Add Suffix "(RM5)" for Straight P.C. Mount
For Tin-Plated Shells Only
Must be ordered with "OL2" termination:
77DXXXS-OL2 (RM5)
717DXXXP-OL2 (RM5)

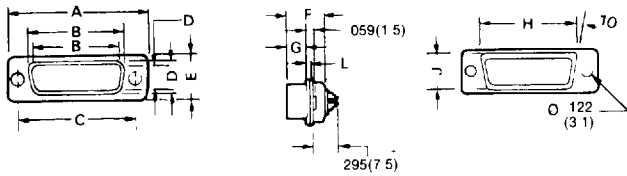


For .120 (3,2 mm) Dia. Hole:
Add Suffix "(RM6)" for Right Angle P.C. Mount
For Tin-Plated Shells & Metal Bracket Only
77D or 717D Prefix

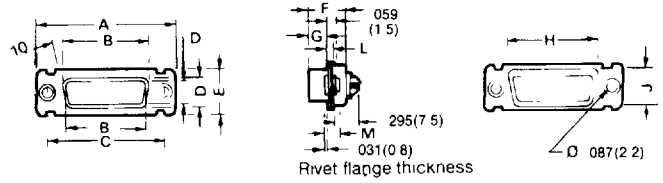
**AMPHENOL D-SUBMINIATURE
DIMENSIONS**

17 SERIES

Rigid mount



Float mount



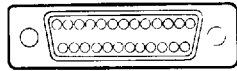
Contact Arrangements



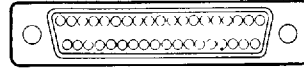
9 contacts



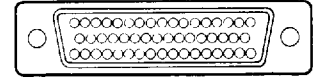
15 contacts



25 contacts



37 contacts



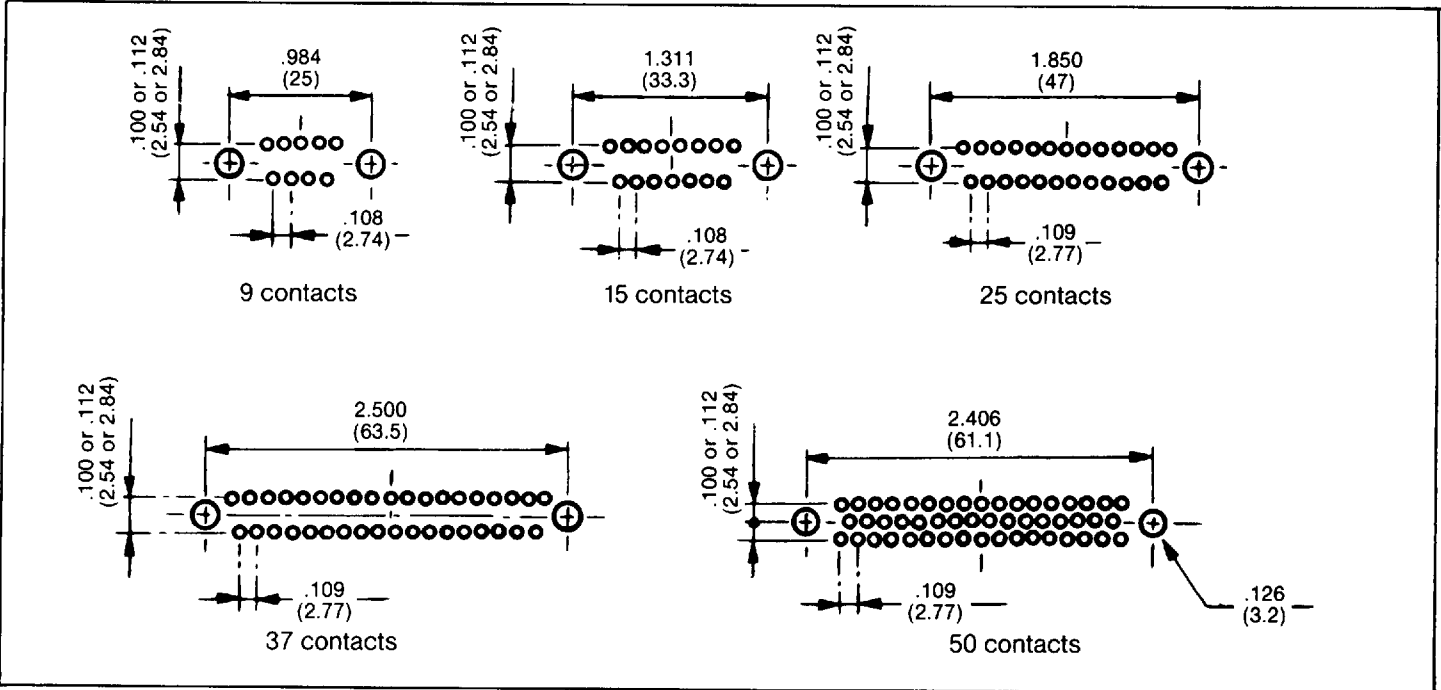
50 contacts

Shells	Contacts	A	B (S)	B (P)	C	D (S)	D (P)	E	F (S)	F (P)	G (S)	G (P)	H	J	L	M
E (9)	P	1 209 (30.7)		661 (16.80)	984 (24.99)		318 (8.1)	488 (12.4)		407 (10.34)		233 (5.94)	767 (19.5)	433 (11)	.039 (1)	129 (3.3)
	S		642 (16.3)			307 (7.8)			416 (10.57)		242 (6.17)					
A (15)	P	1 535 (39)		989 (25.12)	1,311 (33.32)		318 (8.1)	488 (12.4)		407 (10.34)		233 (5.94)	1 098 (27.9)	433 (11)	039 (1)	129 (3.3)
	S		970 (24.65)			307 (7.8)			416 (10.57)		242 (6.17)					
B (25)	P	2 083 (52.9)		1 529 (38.84)	1 851 (47.04)		318 (8.1)	488 (12.4)		403 (10.34)		229 (5.84)	1 637 (41.6)	433 (11)	039 (1)	129 (3.3)
	S		1 510 (38.35)			307 (7.8)			416 (10.57)		242 (6.17)					
C (37)	P	2.724 (69.2)		2.177 (55.30)	2 500 (63.50)		318 (8.1)	488 (12.4)		403 (10.34)		229 (5.84)	2 283 (58)	433 (11)	039 (1)	129 (3.3)
	S		2 157 (54.8)			307 (7.8)			416 (10.57)		242 (6.17)					
D (50)	P	2 630 (66.8)		2 074 (52.68)	2 405 (61.11)		425 (10.8)	600 (15.25)		403 (10.24)		229 (5.84)	2 188 (55.6)	543 (13.8)	039 (1)	129 (3.3)
	S		2,063 (52.4)			419 (10.65)			416 (10.57)		242 (6.17)					

AMPHENOL D-SUBMINIATURE CONTACT ARRANGEMENTS

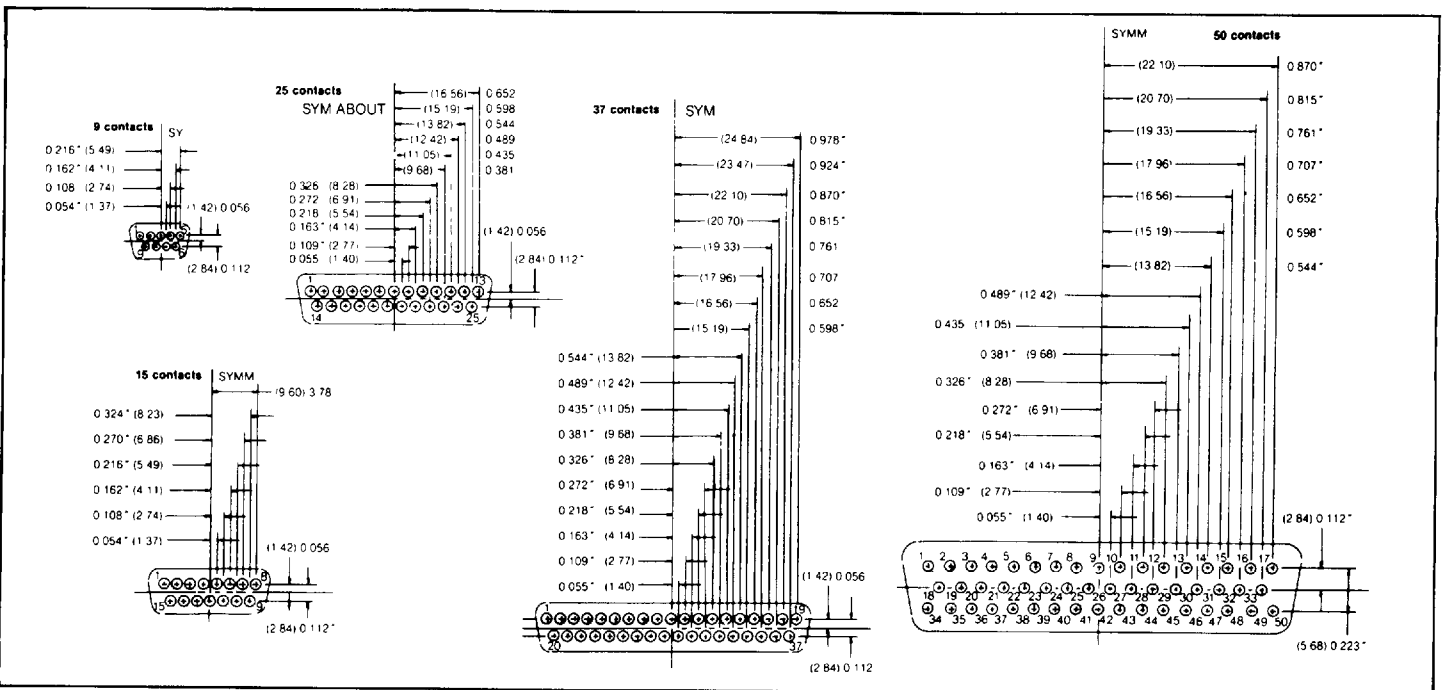
17/117 SERIES

Printed Circuit Board Cutouts



Solder pin diameter	.024(0.6)	.030(0.76)	.040(1.02)
P/C board hole diameter	.030(0.75) min	.035(0.9) min	.047(1.20) min

Contact Spacing



All dimensions inches (millimeters)