

| TABLE 1 | | | | |
|-----------------------|------------|----------|----------|----------|
| CONTACT SPECIFICATION | | | | |
| -XX | -S, -D, -T | -S-RA | -D-RA | -T-RA |
| -01 | C-15-1-X | N/A | N/A | N/A |
| -02 | C-15-2-X | C-15-2-X | C-15-2-X | C-15-2-X |
| | | | C-15-3-X | C-15-3-X |
| -03 | C-15-3-X | C-15-3-X | C-15-3-X | N/A |
| | | | C-15-4-X | N/A |
| -04 | C-15-4-X | C-15-4-X | N/A | N/A |
| -21 | C-60-1-X | N/A | N/A | N/A |
| -22 | C-60-2-X | C-60-2-X | C-60-2-X | C-60-2-X |
| | | | C-60-3-X | C-60-3-X |
| -23 | C-60-3-X | C-60-3-X | C-60-3-X | N/A |
| | | | C-60-4-X | N/A |
| -24 | C-60-4-X | C-60-4-X | N/A | N/A |

DO NOT SCALE FROM THIS PRINT

SSQ-1 XX-XX-XXX-X-XX-XXX-XX-XX

NO OF POSITIONS
-01 THRU -50 (PER ROW)

LEAD STYLE
(SEE TABLE 1)
-01 THRU -04: STANDARD INSERTION FORCE
-21 THRU -24: LOW INSERTION FORCE

PLATING SPECIFICATION
-G: 20µ" GOLD IN CONTACT AREA, 3µ" SELECTIVE GOLD ON TAIL
-T: MATTE TIN ON ENTIRE PIN (NOT AVAILABLE FOR -21 THROUGH -24 LEAD STYLES)
-S: 30µ" SELECTIVE GOLD IN CONTACT AREA, MATTE TIN ON TAIL
-H: 30µ" GOLD IN CONTACT AREA, 3µ" SELECTIVE GOLD ON TAIL
-F: 3µ" SELECTIVE GOLD IN CONTACT AREA, MATTE TIN ON TAIL
-TL: TIN/LEAD (90/10±5%) ON ENTIRE PIN (AVAILABLE ONLY ON LEAD STYLE -01)
-TM: MATTE TIN ON ENTIRE PIN (NOT AVAILABLE FOR -21 THROUGH -24 LEAD STYLES)
-SM: 30µ" SELECTIVE GOLD IN CONTACT AREA, MATTE TIN ON TAIL
-FM: 3µ" SELECTIVE GOLD IN CONTACT AREA, MATTE TIN ON TAIL
-L: 10µ" SELECTIVE GOLD IN CONTACT AREA, MATTE TIN ON TAIL
-STL: 30µ" SELECTIVE GOLD IN CONTACT AREA, TIN/LEAD (90/10±5%) ON TAIL (AVAILABLE ONLY ON LEAD STYLE -01)

OPTION
**-MW: METAL WASHER (SEE FIG 7, SHT 3) (N/A WITH -LL OR -RA) (N/A WITH -T) (AVAILABLE ON -01, -02, -21, & -22 STYLES ONLY) (AVAILABLE ON POS -02 THRU -30 ONLY)

OPTION
-LL: LOCKING LEAD (SEE FIG 6, SHT 2) (N/A WITH SINGLE ROW, 1 OR 2 POS)

POLARIZATION OPTION
INDICATE POS (SEE FIG 8, SHT 3)

OPTION
-RA: RIGHT ANGLE (SEE FIG 2, SHT 2) (N/A ON LEAD STYLE -01)

ROW SPECIFICATION
-S: SINGLE, USE SSW-XX-S
-D: DOUBLE, USE SSW-XX-D
-T: TRIPLE, USE SSW-XX-T
-Q: TRIPLE (SEE FIG 4, SHT 2) USE SSW-XX-T (-T WITH ONLY 2 OUTER ROWS FILLED)
-P: POLARIZED, USE SSW-XX-P (SEE FIG 5, SHT 2)

** - MW OPTION, DO NOT DESIGN IN. SAMTEC WILL ONLY SUPPORT EXISTING BUSINESS AS OF 02/12/2002

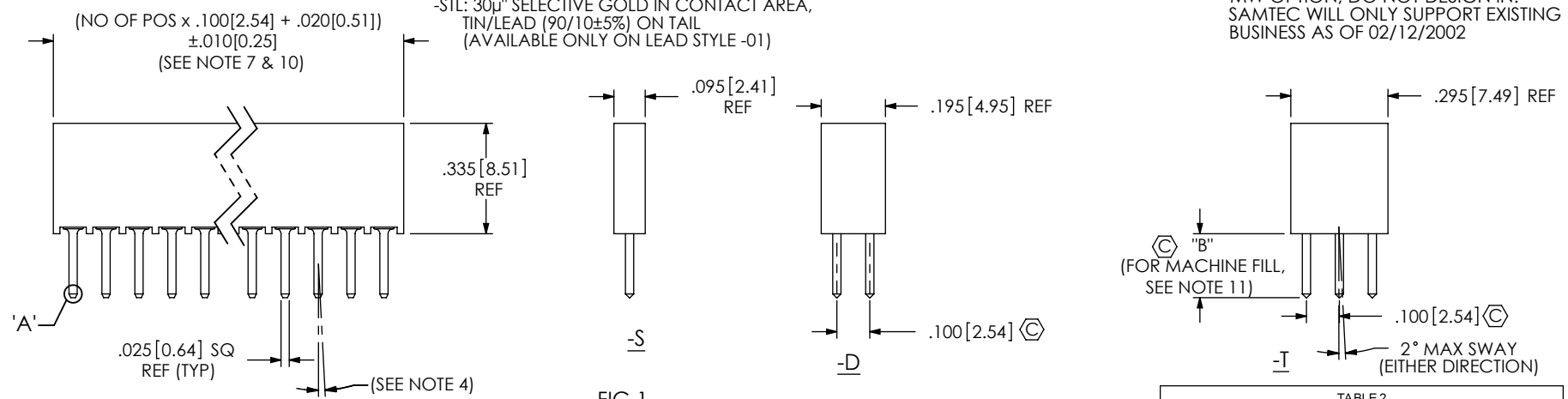
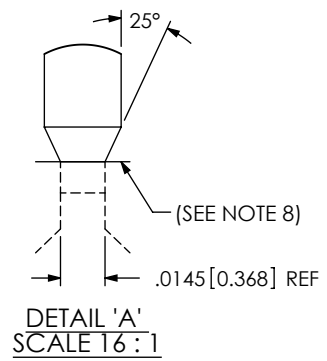


FIG 1
SSQ-1XX-XX-X SHOWN

| CONTACT | TABLE 2 | | | |
|----------|-----------------|---------------|--------------|--------------|
| | "B" | "C" REF | | |
| | -S(-RA), -D, -T | -S-RA | -D-RA | -T-RA |
| -01, -21 | 0.104 [2.64] | N/A | N/A | N/A |
| -02, -22 | 0.194 [4.93] | 0.100 [2.54] | 0.100 [2.54] | 0.100 [2.54] |
| -03, -23 | 0.394 [10.01] | 0.300 [7.62] | 0.300 [7.62] | N/A |
| -04, -24 | 0.584 [14.83] | 0.490 [12.45] | N/A | N/A |

NOTES:

- ⊕ REPRESENTS A CRITICAL DIMENSION.
- MINIMUM PUSHOUT FORCE: 1.5 LB.
- MAXIMUM ALLOWABLE BOW: .003[.08] INCH/INCH.
- MAXIMUM ALLOWABLE SWAY: HAND FILL 4° (TYP). MACHINE FILL 1° (TYP).
- MAXIMUM VARIATION BETWEEN PIN ROWS: .010[0.25].
- END WALLS AFTER CUTTING SHOULD BE .020±.003 [0.51 ±.08]
- MAXIMUM CUT FLASH: .010[0.25].
- SHEAR LOCATION TO BE WITHIN .001[0.03] OF THE BREAK OFF CENTER LOCATION FOR MACHINE FILL.
- NOTCH ON -P-RA OPTION TO BE ORIENTED AS SHOWN.
- NO FLASH IS ALLOWED BELOW LEADS OR IN HOLES OF BODY.
- +.000[0.00]/-.005[0.13] FOR MACHINE FILL ONLY, SSQ-1XX-XX-X-S, SSQ-1XX-XX-X-D, SSQ-1XX-XX-X-T (IN-PROCESS), SSQ-1XX-XX-X-S-RA.



UNLESS OTHERWISE SPECIFIED, DIMENSIONS ARE IN INCHES.
TOLERANCES ARE:
DECIMALS ANGLES
.XX: ±.01 [.3]
.XXX: ±.005 [.13]
.XXXX: ±.0020 [.051]

PROPRIETARY NOTE
THIS DOCUMENT CONTAINS INFORMATION CONFIDENTIAL AND PROPRIETARY TO SAMTEC, INC. AND SHALL NOT BE REPRODUCED OR TRANSFERRED TO OTHER DOCUMENTS OR DISCLOSED TO OTHERS OR USED FOR ANY PURPOSE OTHER THAN THAT WHICH IT WAS OBTAINED WITHOUT THE EXPRESSED WRITTEN CONSENT OF SAMTEC, INC.

samtec
520 PARK EAST BLVD, NEW ALBANY, IN 47150
PHONE: 812-944-6733 FAX: 812-948-5047
e-Mail: info@SAMTEC.com code 55322

MATERIAL: DO NOT SCALE DRAWING SHEET SCALE: 2:1
INSULATOR: LCP, UL 94 VO, COLOR: BLACK
CONTACT: PHOS BRONZE

DESCRIPTION:
ASSEMBLY, SOCKET STRIP .025[0.64] SQ TAIL
DWG. NO.
SSQ-1XX-XX-XXX-X-XX-XXX-XX-X

BY: PURVIS 06/12/1987 SHEET 1 OF 3

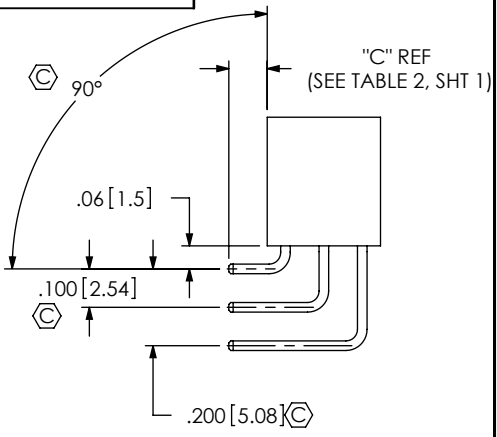


FIG 2
 (DIFFERENT AS SHOWN,
 OTHERWISE SAME AS FIG 1)
 SSQ-1XX-X-S-RA
 SSQ-1XX-X-D-RA
 SSQ-1XX-X-T-RA
 SSQ-1XX-X-P-RA

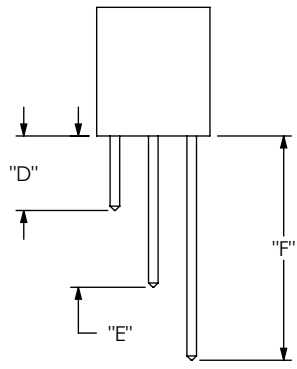


FIG 3
 IN PROCESS RIGHT ANGLE

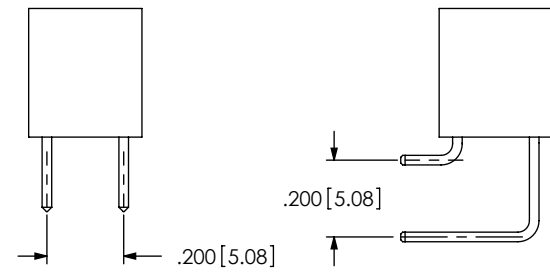


FIG 4
 SSQ-1XX-XXX-X-Q-RA SHOWN
 (DIFFERENT AS SHOWN,
 OTHERWISE SAME AS FIG 1, FIG 2)

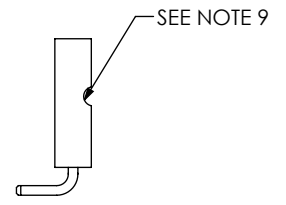
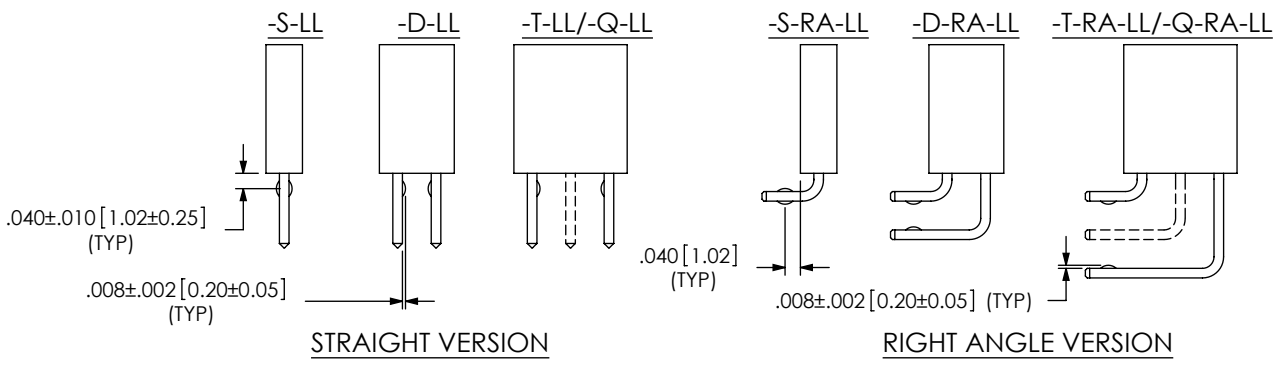


FIG 5
 SSQ-1XX-XXX-X-RA-P SHOWN
 (DIFFERENT AS SHOWN,
 OTHERWISE SAME AS FIG 2)



STRAIGHT VERSION

RIGHT ANGLE VERSION

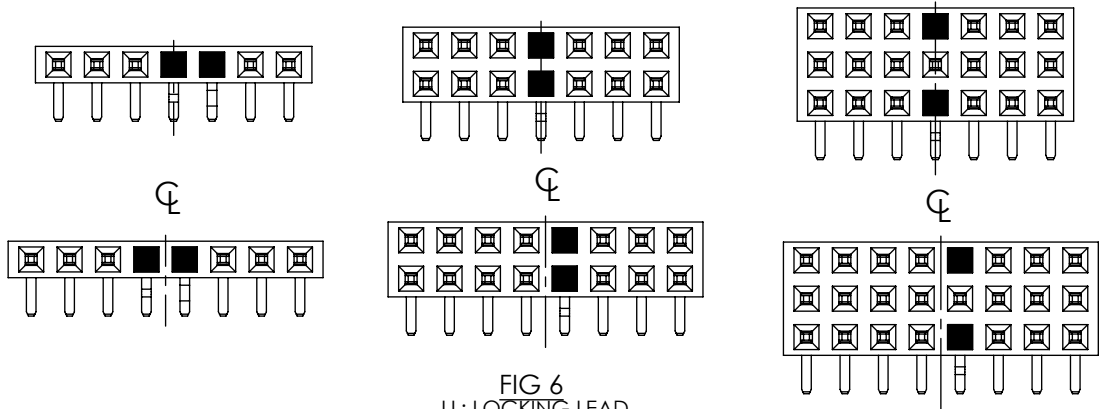


FIG 6
 -LL: LOCKING LEAD
 ■: CRIMP LOCATION
 (DIFFERENT AS SHOWN,
 OTHERWISE SAME AS FIG 1)

| TABLE 3 | | | |
|-------------------|---------------|---------------|---------------|
| IN PROCESS | "D" | "E" | "F" |
| SSQ-1XX-02-X-D-RA | 0.194 [4.93] | 0.394 [10.01] | N/A |
| SSQ-1XX-03-X-D-RA | 0.394 [10.01] | 0.594 [15.09] | N/A |
| SSQ-1XX-02-X-T-RA | 0.194 [4.93] | 0.394 [10.01] | 0.594 [15.09] |

PROPRIETARY NOTE
 THIS DOCUMENT CONTAINS INFORMATION
 CONFIDENTIAL AND PROPRIETARY TO
 SAMTEC, INC. AND SHALL NOT BE REPRODUCED
 OR TRANSFERRED TO OTHER DOCUMENTS OR
 DISCLOSED TO OTHERS OR USED FOR ANY
 PURPOSE OTHER THAN THAT WHICH IT WAS
 OBTAINED WITHOUT THE EXPRESSED WRITTEN
 CONSENT OF SAMTEC, INC.

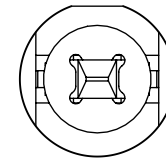
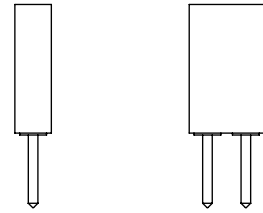
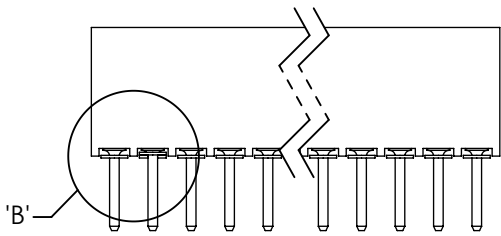
DO NOT SCALE DRAWING

SHEET SCALE: 2:1

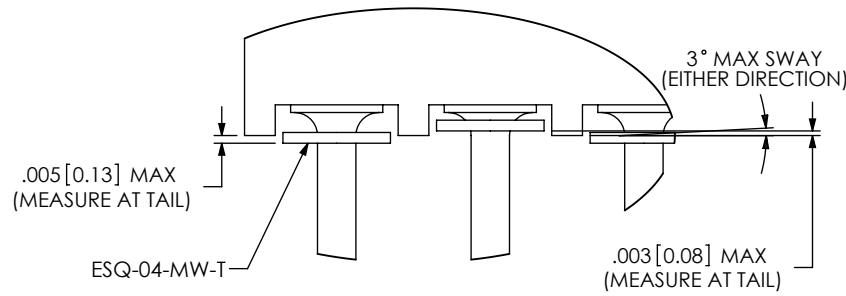
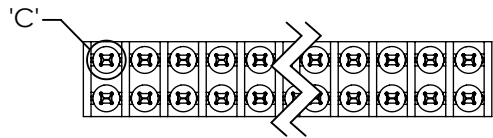


520 PARK EAST BLVD, NEW ALBANY, IN 47150
 PHONE: 812-944-6733 FAX: 812-948-5047
 e-Mail: info@SAMTEC.com code 55322

DESCRIPTION:
 ASSEMBLY, SOCKET STRIP .025[0.64] SQ TAIL
 DWG. NO.
SSQ-1XX-XX-XXX-X-XX-XXX-XX-X
 BY: PURVIS 06/12/1987 SHEET 2 OF 3

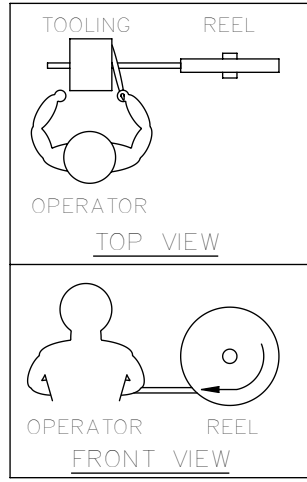


DETAIL 'C'
SCALE 8:1



DETAIL 'B'
SCALE 8:1

FIG 7
SSQ-1XX-XXX-X-MW SHOWN
(DIFFERENT AS SHOWN,
OTHERWISE SAME AS FIG 1)
**-MW: METAL WASHER
(ONE PER POSITION)
(N/A ON -LL OR -RA OPTION OR TRIPLE ROW)
(STYLE -01, -02, -21 AND -22 ONLY)
(AVAILABLE ON POS -02 THRU -30 ONLY)
(DIFFERENT AS SHOWN, OTHERWISE SAME AS FIG 1)
**- MW OPTION, DO NOT DESIGN IN. SAMTEC WILL
ONLY SUPPORT EXISTING BUSINESS AS OF 02/12/2002



WASHER REEL ASSEMBLY
ORIENTAION VIEW

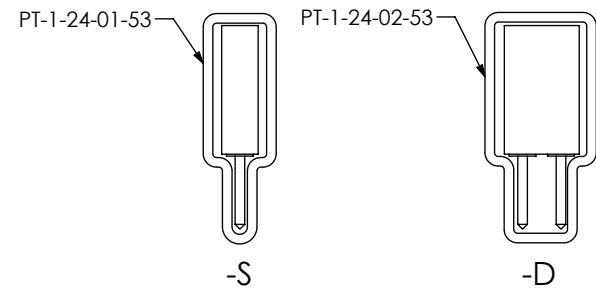


FIG 9
FOR METAL WASHERS ONLY
(ALL OTHER OPTIONS BULK PACKAGED)

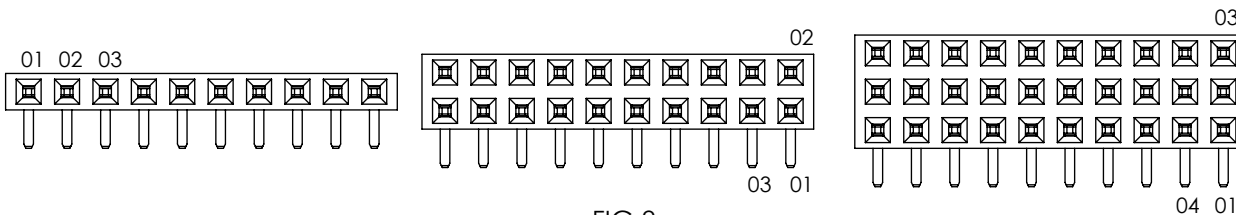


FIG 8
POLARIZATION LOCATION
INSERT PK-06-N INTO SPECIFIED POS
AND BREAK OFF TAB

PROPRIETARY NOTE
THIS DOCUMENT CONTAINS INFORMATION
CONFIDENTIAL AND PROPRIETARY TO
SAMTEC, INC. AND SHALL NOT BE REPRODUCED
OR TRANSFERRED TO OTHER DOCUMENTS OR
DISCLOSED TO OTHERS OR USED FOR ANY
PURPOSE OTHER THAN THAT WHICH IT WAS
OBTAINED WITHOUT THE EXPRESSED WRITTEN
CONSENT OF SAMTEC, INC.

DO NOT SCALE DRAWING

SHEET SCALE: 2:1



520 PARK EAST BLVD, NEW ALBANY, IN 47150
PHONE: 812-944-6733 FAX: 812-948-5047
e-Mail info@SAMTEC.com code 55322

DESCRIPTION:
ASSEMBLY, SOCKET STRIP .025[0.64] SQ TAIL

DWG. NO.
SSQ-1XX-XX-XXX-X-XX-XXX-XX-X

BY: PURVIS 06/12/1987 SHEET 3 OF 3