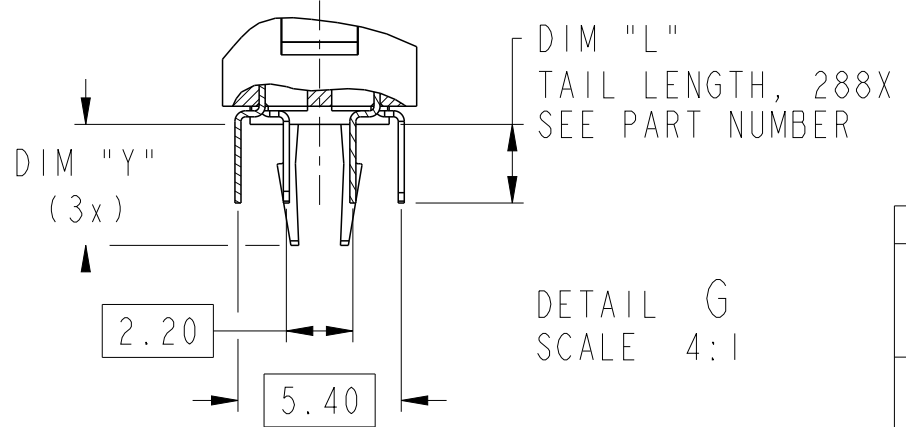
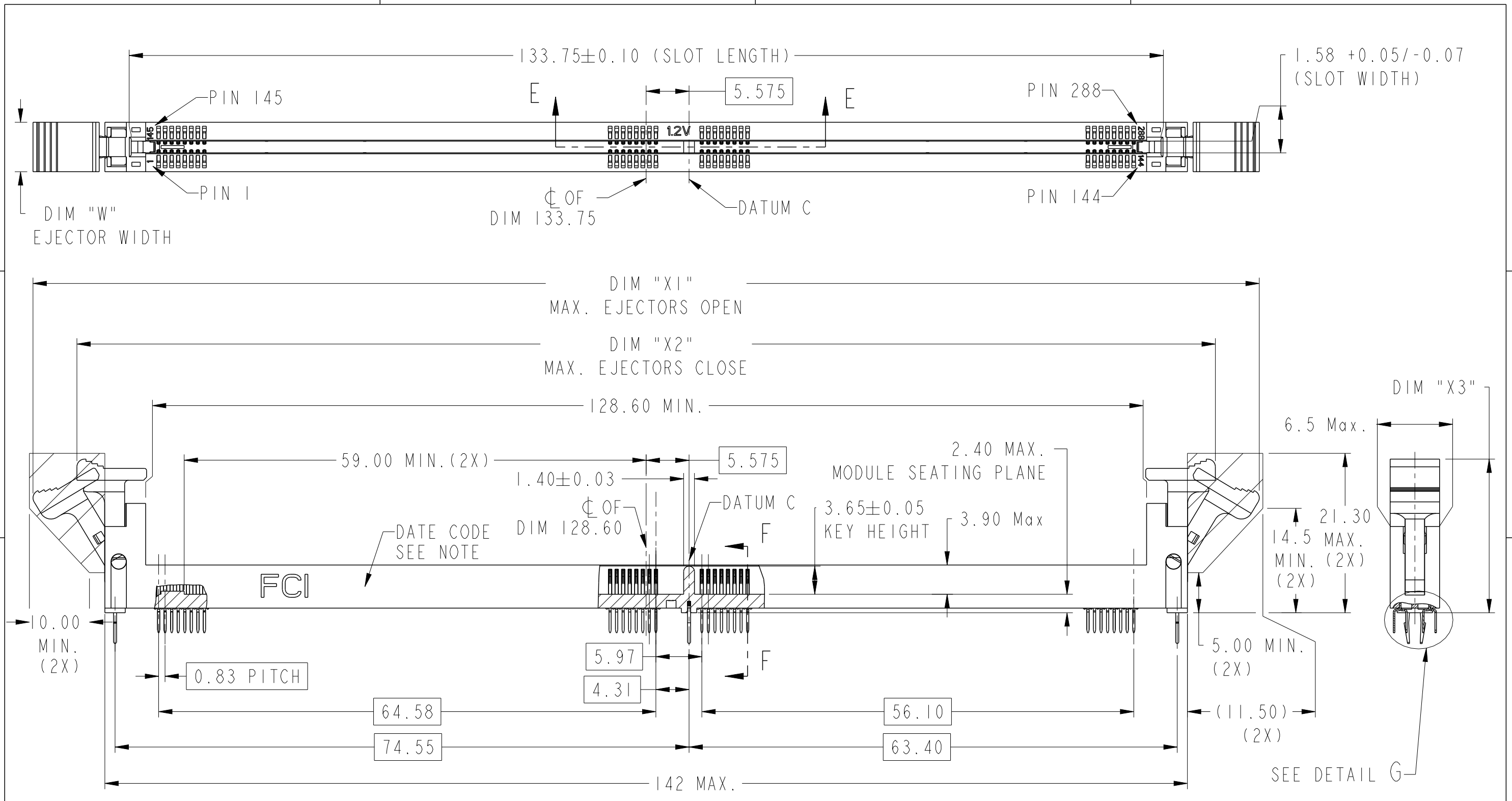


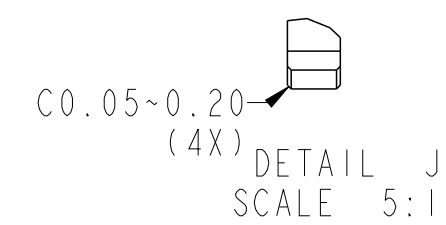
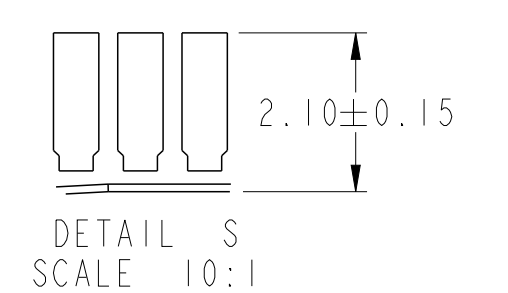
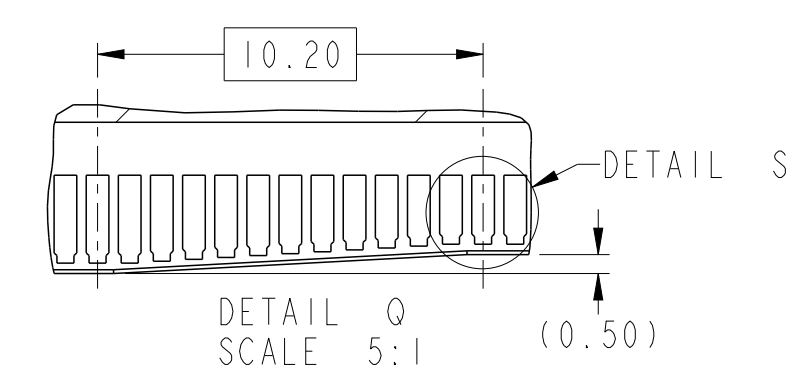
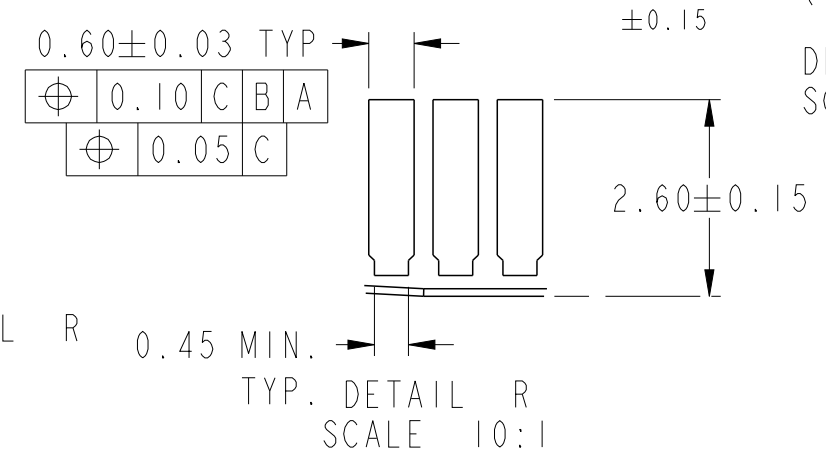
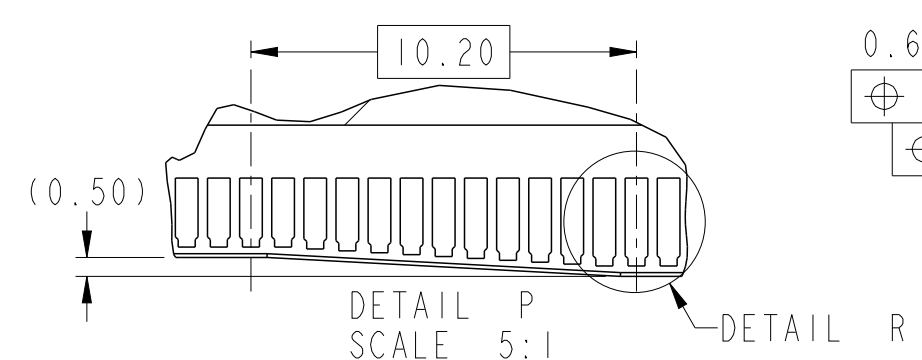
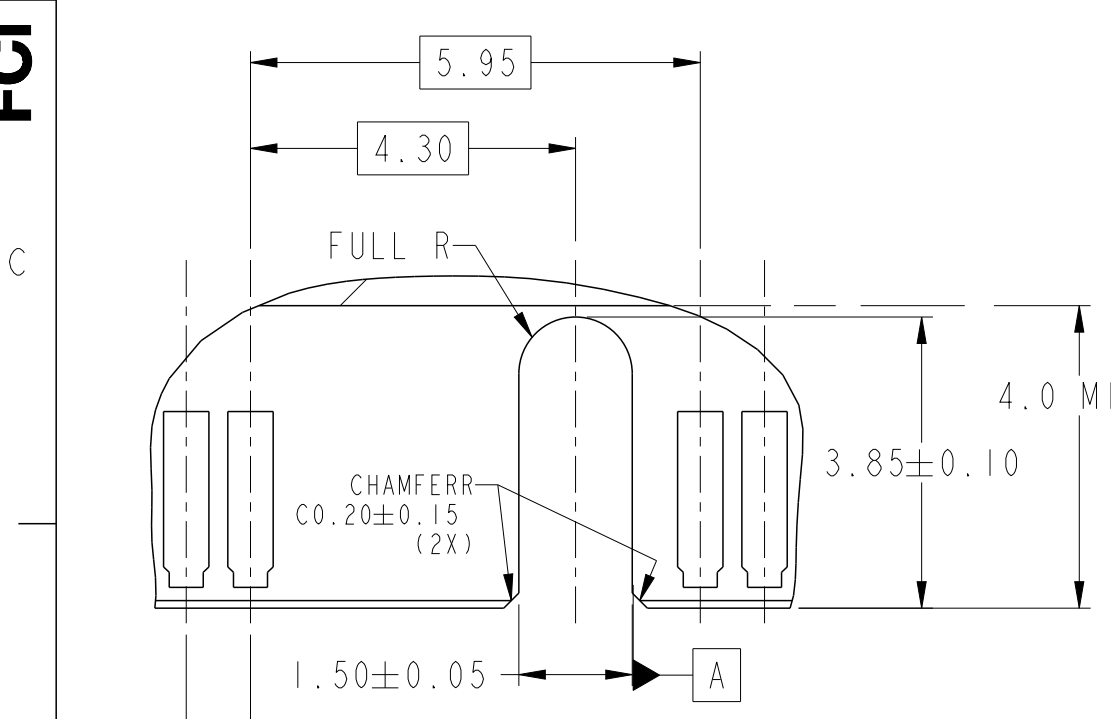
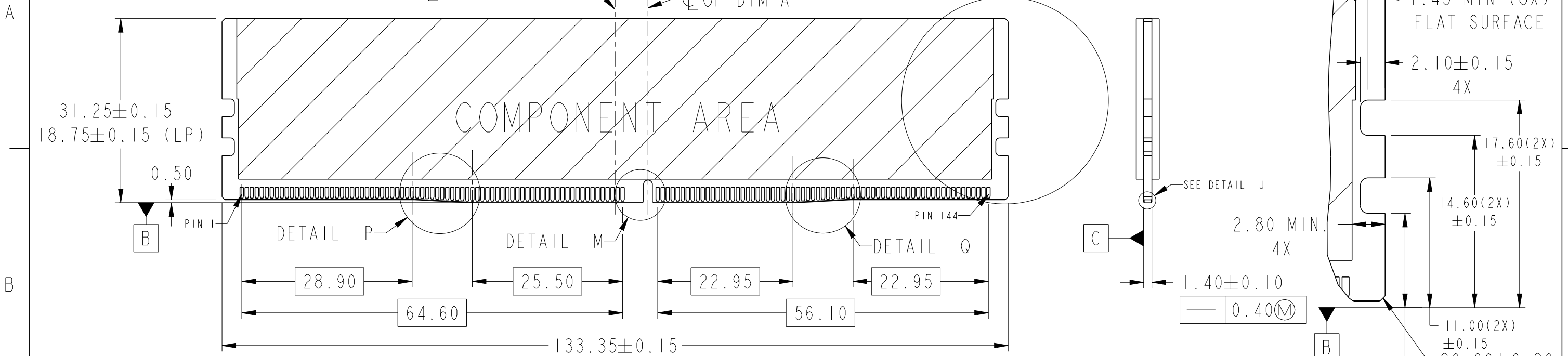
Amphenol
FCi

© 2016 AFCI



spec ref	dr	Nickor Zuo	2013/05/29	projection	MM	size	A3	scale	7:5
tolerance std	eng	Winston Zhu	2020/05/11			ecn no	ELX-DG-36965-1	rel level	Released
TOLERANCES UNLESS OTHERWISE SPECIFIED									
surface	linear	0.X	±0.30	Amphenol FCI		DDR4 288Pin DIMM CONNECTOR		dwg no 10124632	rev M
ASME Y14.5	angular	0°	±2°	PTH TERMINATION		cat. no. -		Product - Customer Drw sheet 1 of 5	

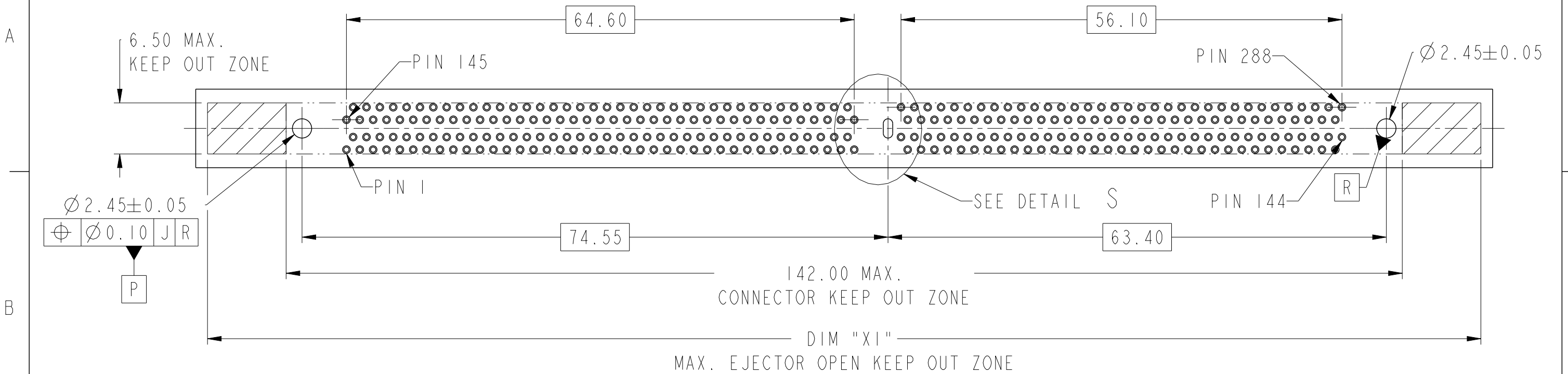
DDR4 MODULE
 MORE INFORMATION REFER TO JEDEC MO-309



spec ref	dr	Nickor Zuo	2013/05/29	projection	MM	size	A3	scale	3:2
tolerance std	eng	Winston Zhu	2020/05/11			ecn no	ELX-DG-36965-1	rel level Released	rev M
TOLERANCES UNLESS OTHERWISE SPECIFIED		chr	-			product family	-		
surface	linear	0.X	±0.30	Amphenol FCI		DDR4 288Pin DIMM CONNECTOR PTH TERMINATION		cat. no. -	sheet 2 of 5
		0.XX	±0.20			dwg no 10124632			
		0.XXX	±0.10						
ASME Y14.5	angular	0°	±2°			Product - Customer Drw		Printed: May 11, 2020	

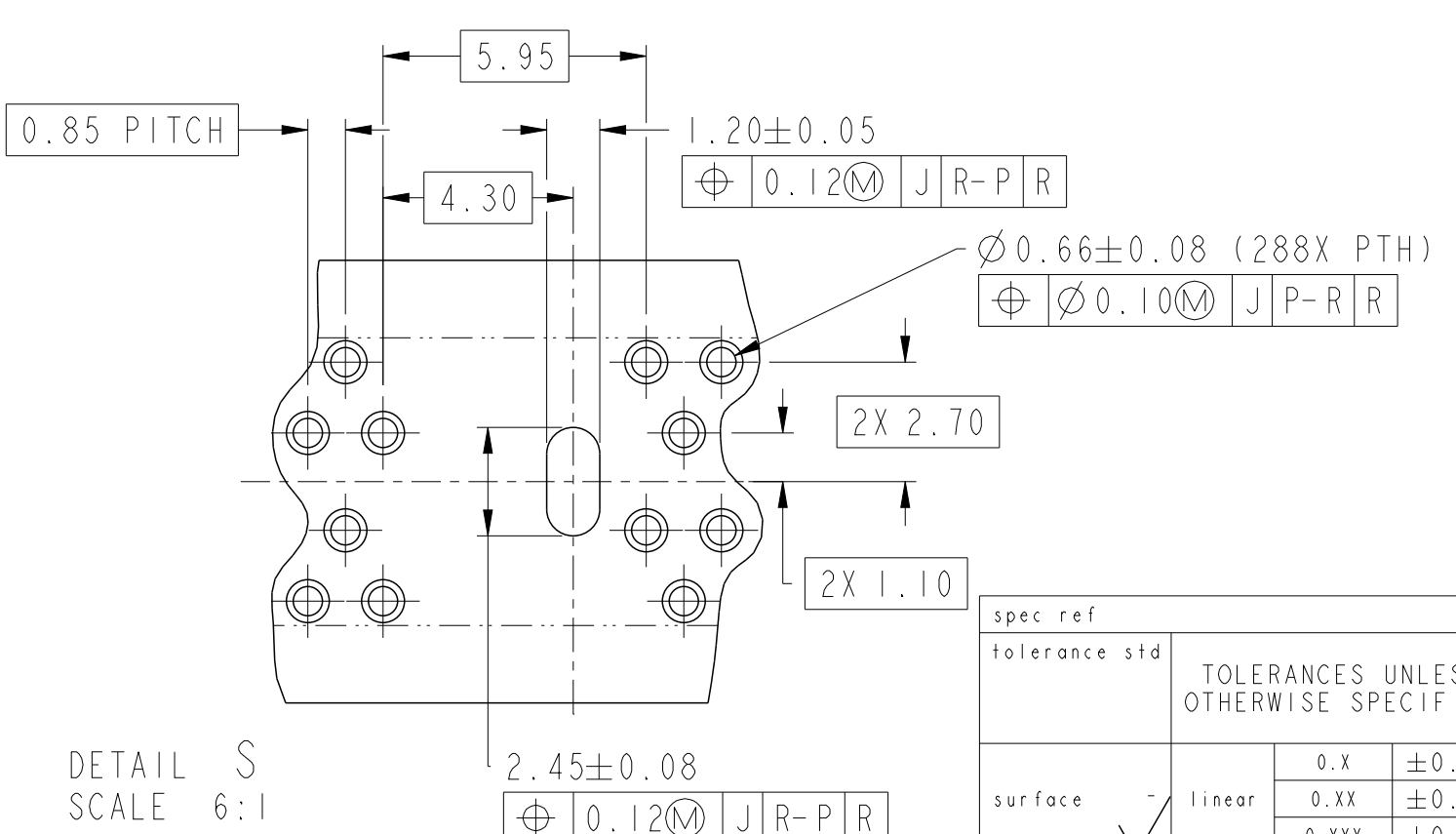
© 2016 AFCI
 Amphenol FCI

RECOMMENDED PCB LAYOUT
 MORE INFORMATION REFER TO JEDEC SO-016



Amphenol FCI

© 2016 AFCI



spec ref	dr	Nickor Zuo	2013/05/29	projection	MM	size	A3	scale	2:1
tolerance std	eng	Winston Zhu	2020/05/11			ecn no	ELX-DG-36965-1		
TOLERANCES UNLESS OTHERWISE SPECIFIED		chr	-			product family	-	rel level	Released
surface	linear	ASME Y14.5	angular	0°	±2°	Amphenol FCI		DDR4 288Pin DIMM CONNECTOR PTH TERMINATION	cat. no. - Product - Customer Drw
							dwg no 10124632	rev M	sheet 3 of 5

PRODUCT PART NUMBER

10124632-□□□□□□□□

ADDITIONAL REQUIREMENTS

- 0: RoHS COMPLIANT, SOFT TRAY PACKAGE (56PCS/TRAY)
- 2: RoHS COMPLIANT, HARD TRAY PACKAGE
- 4: RoHS COMPLIANT, SOFT TRAY PACKAGE (40PCS/TRAY)

HOLD DOWNS CONFIGURATIONS

- 0: 3 FORKLOCKS, DIM "Y" = 4.00 ± 0.25
- 1: 3 FORKLOCKS, DIM "Y" = 2.50 ± 0.25
- 2 OR 3: 3 FORKLOCKS, DIM "Y" = 3.78 ± 0.25

DIM "L", TAIL LENGTH

- 0: 2.60 ± 0.25
- 1: 3.20 ± 0.25
- 3: 2.40 ± 0.25
- 4: 2.10 + 0.25 / - 0.15
- 5: 2.95 ± 0.25
- 6: 2.80 ± 0.15

HOUSING COLOR

- 0: NATURAL
- 1: BLACK
- 2: BLUE
- 3: YELLOW

EJECTOR TYPE

TAIL PLATING

LF: 100u" MIN. MATTE TIN
TL: 100u" MIN. TIN LEAD

CONTACT AREA PLATING

CODE	CONTACT AREA	UNDERPLATING
1	15u" MIN. GOLD	50u" MIN. NICKEL
3	30u" MIN. GOLD	
4	30u" MIN. GXT	
5	15u" MIN. GXT	90u" MIN. NICKEL
6	30u" MIN. GOLD	
7	15u" MIN. GOLD	
G	GOLD FLASH	

CONTACTS LUBRICATION

- 0: WITHOUT
- 1: WITH

CODE	COLOR	DIM "X1"	DIM "X2"	DIM "W"	DIM "X3"	EJECTOR FIGURE
0	NATURAL	162.00	149.00	(6.42)	(19.95)	
1	BLACK					
2	BLUE					
A	GREEN	152.00	142.00	(6.42)	(19.35)	
3	NATURAL					
4	BLACK					
5	BLUE	152.00	142.00	(6.42)	(19.35)	
9	GREEN					
B	NATURAL					
C	BLACK	152.00	142.00	(6.42)	(19.35)	
G	GREEN					

CODE	COLOR	DIM "X1"	DIM "X2"	DIM "W"	DIM "X3"	EJECTOR FIGURE
R	NATURAL	156.00	145.00	(6.42)	(19.65)	
S	BLACK					
T	GREEN					
V	BLUE					
6	NATURAL	157.00	145.00	(4.00)	(19.65)	
7	BLACK					
8	BLUE					
J	NATURAL	155.00	145.00	(6.42)	(19.65)	
K	BLACK					
M	GREEN					
U	BLUE					

spec ref	dr	Nickor Zuo	2013/05/29	projection	MM	size	A3	scale	4:1
tolerance std	eng	Winston Zhu	2020/05/11		← →	ecn no	ELX-DG-36965-1		
TOLERANCES UNLESS OTHERWISE SPECIFIED							product family	-	rel level
surface	linear	0.X	±0.30	Amphenol FCI	DDR4 288Pin DIMM CONNECTOR	dwg no	10124632		rev
		0.XX	±0.20						
0.XXX	±0.10								
ASME Y14.5	angular	0°	±2°						
cat. no.					-	Product - Customer Drw		sheet 4 of 5	

PRODUCT PART NUMBER

10124632-□□□□□□□□

ADDITIONAL REQUIREMENTS

- 1: HALOGEN FREE COMPLIANT, SOFT TRAY PACKAGE
- 3: HALOGEN FREE COMPLIANT, HARD TRAY PACKAGE

HOLD DOWNS CONFIGURATIONS

- 0: 3 FORKLOCKS, DIM "Y" = 4.00 ± 0.25
- 1: 3 FORKLOCKS, DIM "Y" = 2.50 ± 0.25
- 2: 3 FORKLOCKS, DIM "Y" = 3.78 ± 0.25

DIM "L", TAIL LENGTH

- 0: 2.60 ± 0.25
- 1: 3.20 ± 0.25
- 3: 2.40 ± 0.25
- 4: 2.10 + 0.25 / - 0.15
- 5: 2.95 ± 0.25
- 6: 2.80 ± 0.15

HOUSING COLOR

- 0: NATURAL
- 1: BLACK
- 2: BLUE
- 3: YELLOW

EJECTOR TYPE

CODE	COLOR	DIM "X1"	DIM "X2"	DIM "W"	DIM "X3"	EJECTOR FIGURE
0 OR 5	NATURAL	162.00	149.00	(6.42)	(19.95)	
1 OR 6	BLACK					
3	NATURAL	152.00	142.00	(6.42)	(19.35)	
4	BLACK					
N	NATURAL	156.00	146.00	(6.42)	(19.65)	
P	BLACK	156.00	146.00	(6.42)	(19.65)	

TAIL PLATING

- LF: 100u" MIN. MATTE TIN
- TL: 100u" MIN. TIN LEAD

CONTACT AREA PLATING

CODE	CONTACT AREA	UNDERPLATING
1	15u" MIN. GOLD	50u" MIN. NICKEL
3	30u" MIN. GOLD	
4	30u" MIN. GXT	
5	15u" MIN. GXT	90u" MIN. NICKEL
6	30u" MIN. GOLD	
7	15u" MIN. GOLD	
G	GOLD FLASH	

CONTACTS LUBRICATION

- 0: WITHOUT
- 1: WITH

NOTES:

1. MATERIALS:
HOUSING: HIGH PERFORMANCE RESINS, GLASS FIBER FILLED, UL94 V-0 RATED.
EJECTOR: HIGH PERFORMANCE RESINS, GLASS FIBER FILLED, UL94 V-0 RATED.
TERMINAL: COPPER ALLOY
FORKLOCK: COPPER ALLOY
2. DATE CODE "MMDDYYL", MMDDYY IS ASSEMBLY DATE, L IS FCI PRODUCTION LINE.
3. SPECIFICATION:
PRODUCTION SPECIFICATION: FCI GS-12-1092.
PACKAGE SPECIFICATION: FCI GS-14-2267.
APPLICATION SPECIFICATION: FCI GS-20-0353.
4. LEAD FREE PRODUCT MEETS EUROPEAN UNION DIRECTIVES AND OTHER COUNTRY REGULATIONS AS DESCRIBED IN FCI GS-22-008.
5. THIS PRODUCT WILL WITHSTAND EXPOSURE TO 260°C PEAK TEMPERATURE FOR 10 SECONDS IN WAVE SOLDERING APPLICATION.

spec ref	dr	Nickor Zuo	2013/05/29	projection	MM	size	A3	scale	4:1		
tolerance std	eng	Winston Zhu	2020/05/11		← →	ecn no	ELX-DG-36965-1				
TOLERANCES UNLESS OTHERWISE SPECIFIED						product family	-	rel level	Released		
surface	linear	0.X	±0.30	Amphenol FCI	DDR4 288Pin DIMM CONNECTOR	dwg no	10124632	cat. no.	-	Product - Customer Drw	sheet 5 of 5
		0.XX	±0.20								
ASME Y14.5	angular	0°	±2°								