



SB2202

PNP EPITAXIAL SILICON TRANSISTOR

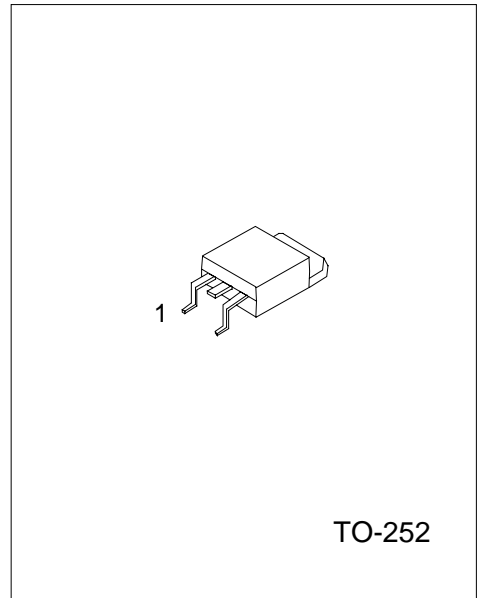
MEDIUM POWER LOW VOLTAGE TRANSISTOR

DESCRIPTION

The UTC **SB2202** is a medium power low voltage transistor, designed for audio power amplifier, DC-DC converter and voltage regulator.

FEATURES

- *High current output up to 3A
- *Low saturation voltage



* Pb-free plating product number: SB2202L

PIN CONFIGURATION

PIN NO.	PIN NAME
1	Base
2	Collector
3	Emitter

ORDERING INFORMATION

Order Number		Package	Packing
Normal	Lead free		
SB2202-TN3-R	SB2202L-TN3-R	TO-252	Tape & Reel
SB2202-TN3-T	SB2202L-TN3-T	TO-252	Tube

■ ABSOLUTE MAXIMUM RATINGS (Ta=25°C , unless otherwise specified)

PARAMETER		SYMBOL	RATINGS	UNIT
Collector-Base Voltage		V_{CBO}	-40	V
Collector-Emitter Voltage		V_{CEO}	-30	V
Emitter-Base Voltage		V_{EBO}	-5	V
Base Current		I_B	-0.6	A
Collector Current	DC	I_C	-3	A
	PULSE	I_{CM}	-7	
Collector Dissipation	Tc=25°C	P_C	10	W
	Ta=25°C		1	
Junction Temperature		T_J	+150	°C
Storage Temperature		T_{STG}	-40 ~ +150	°C

■ ELECTRICAL CHARACTERISTICS (Ta=25°C, unless otherwise specified.)

PARAMETER	SYMBOL	TEST CONDITIONS	MIN	TYP	MAX	UNIT
Collector-Emitter Saturation Voltage	$V_{CE(sat)}$	$I_C = -2A, I_B = -0.2A$		-0.3	-0.5	V
Base-Emitter Saturation Voltage	$V_{BE(sat)}$	$I_C = -2A, I_B = -0.2A$		-1.0	-2.0	V
Collector Cut-Off Current	I_{CBO}	$V_{CB} = -30V, I_E = 0$			1	mA
Emitter Cut-Off Current	I_{EBO}	$V_{EB} = -3V, I_C = 0$			1	mA
DC Current Gain(Note 1)	h_{FE1}	$V_{CE} = -2V, I_C = -20mA$	30	200	400	
	h_{FE2}	$V_{CE} = -2V, I_C = -1A$	100			
Current Gain Bandwidth Product	f_T	$V_{CE} = -5V, I_C = -0.1A$		80		MHz
Output Capacitance	C_{ob}	$V_{CB} = -10V, I_E = 0, f = 1MHz$		45		pF

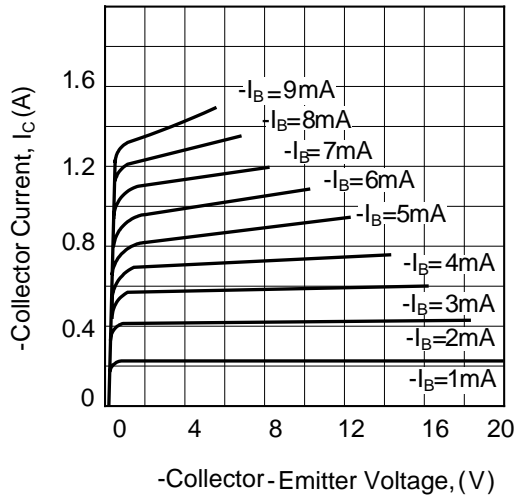
Note 1: Pulse test: PW<300μs, Duty Cycle<2%

■ CLASSIFICATION OF hFE2

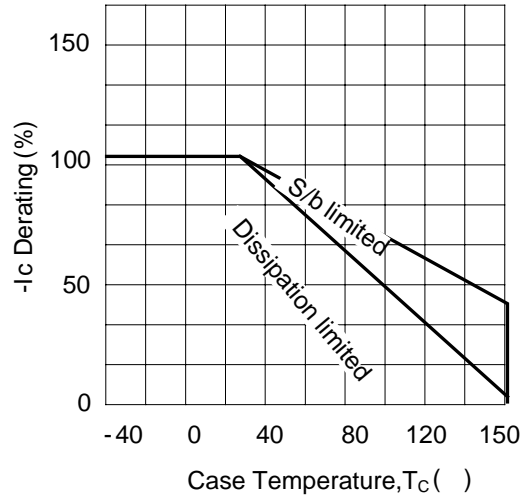
RANK	Q	P	E
RANGE	100 ~ 200	160 ~ 320	200 ~ 400

TYPICAL CHARACTERISTICS

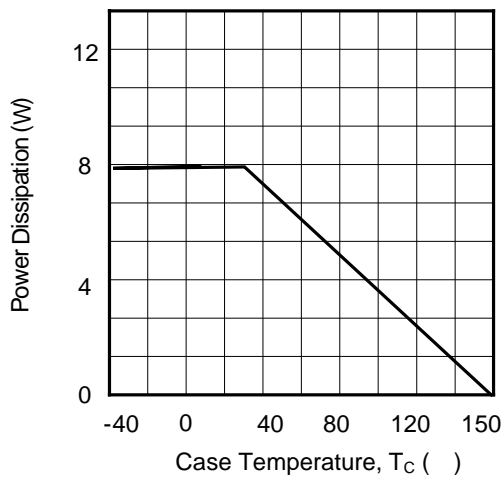
Static characteristics



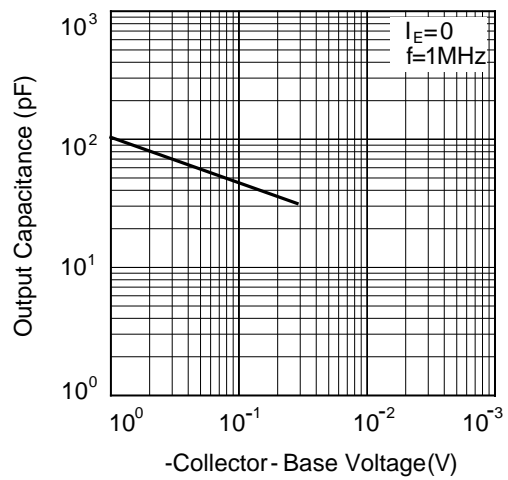
Derating curve of safe operating areas



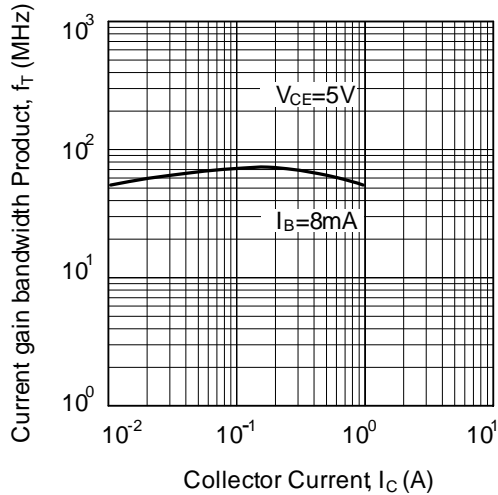
Power derating



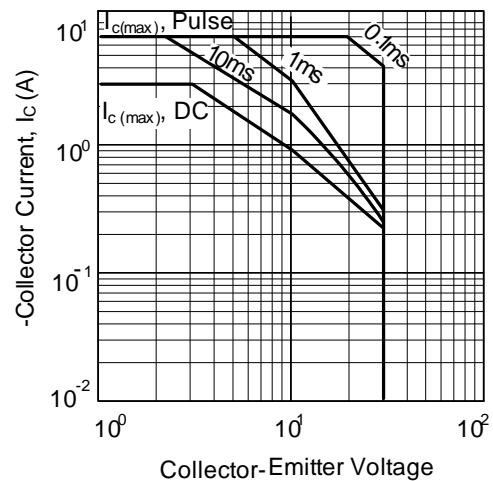
Collector output capacitance



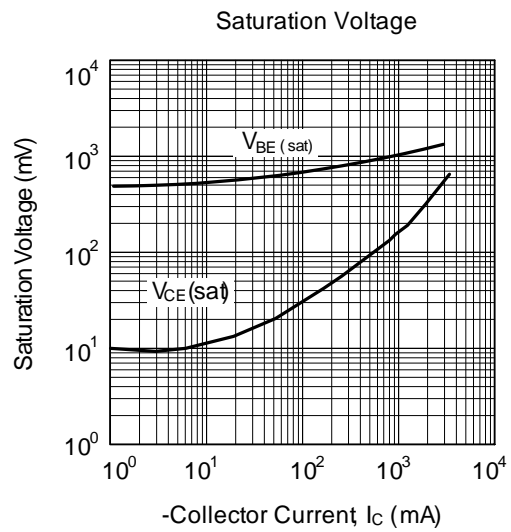
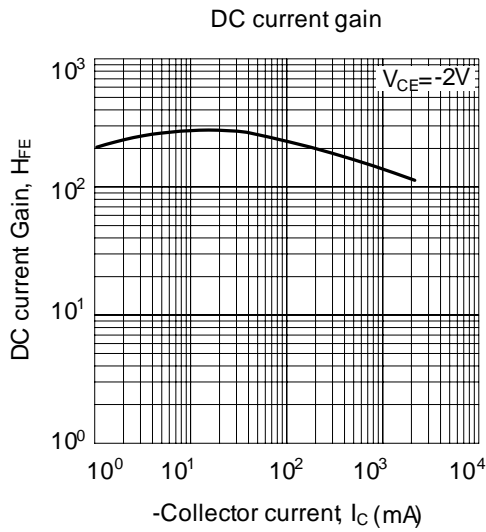
Current gain-bandwidth product



Safe operating area



■ TYPICAL CHARACTERISTICS (cont.)



UTC assumes no responsibility for equipment failures that result from using products at values that exceed, even momentarily, rated values (such as maximum ratings, operating condition ranges, or other parameters) listed in products specifications of any and all UTC products described or contained herein. UTC products are not designed for use in life support appliances, devices or systems where malfunction of these products can be reasonably expected to result in personal injury. Reproduction in whole or in part is prohibited without the prior written consent of the copyright owner. The information presented in this document does not form part of any quotation or contract, is believed to be accurate and reliable and may be changed without notice.