

# Customer Information Sheet

DRAWING No.: M80-4C1XXXXF2-00-000-00-000 SHT 2 OF 2 IF IN DOUBT - ASK © NOT TO SCALE THIRD ANGLE PROJECTION ALL DIMENSIONS IN mm

## SPECIFICATIONS:

**MATERIAL:**  
 MOULDING = GLASS-FILLED PPS, UL94V-0, BLACK  
 CONTACT CLIP = BERYLLIUM COPPER  
 CONTACT SHELL = BRASS  
 JACKSCREW, CIRCLIP = STAINLESS STEEL

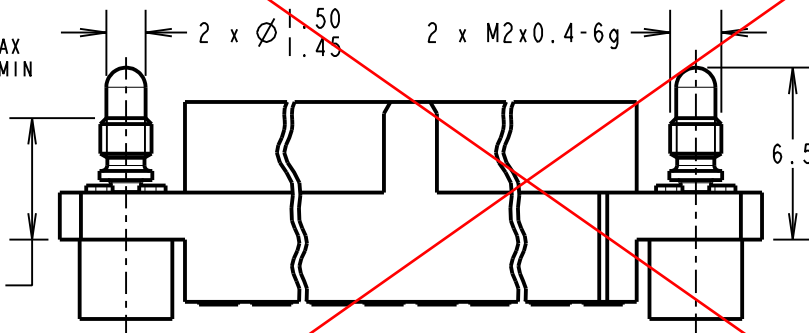
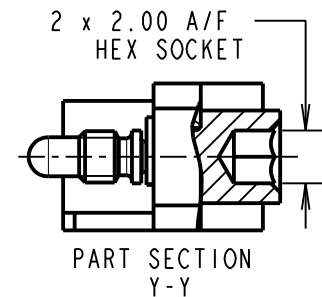
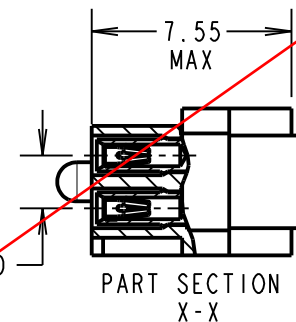
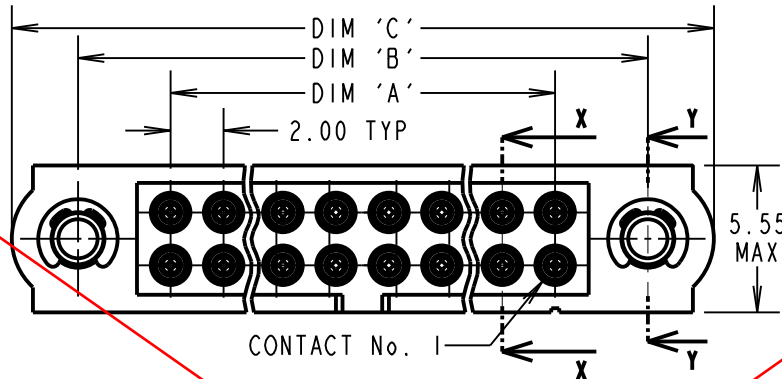
**FINISH:**  
 05 = 0.3µ GOLD CLIP, 0.25-0.3µ GOLD SHELL  
 42 = 0.3µ GOLD CLIP, 3.5-5.0µ 100% TIN OVER NICKEL SHELL

**ELECTRICAL:**  
 CURRENT RATING AT 25°C = 3.0A MAX  
 CURRENT RATING AT 85°C = 2.2A MAX  
 WORKING VOLTAGE = 120V AC/DC  
 VOLTAGE PROOF = 360V AC/DC  
 CONTACT RESISTANCE = 25 mΩ MAX  
 INSULATION RESISTANCE = 100 MΩ MIN

**MECHANICAL:**  
 DURABILITY = 500 OPERATIONS  
 INSERTION FORCE (Ø0.5mm GAUGE) = 2.8N MAX  
 WITHDRAWAL FORCE (Ø0.5mm GAUGE) = 0.2N MIN

**ENVIRONMENTAL:**  
 TEMPERATURE RANGE = -55°C TO +125°C

**PACKING:**  
 LOOSE  
 FOR COMPLETE SPECIFICATION, SEE COMPONENT SPECIFICATION C005XX (LATEST ISSUE)



## NOTES:

- CONNECTOR IS SUPPLIED WITH CONTACTS LOOSE.
- FOR EXTRA CONTACTS, USE PART No.'s.  
 M80-0130001 FOR M80-4C1XX42FB-00-000-00-000  
 M80-0130005 FOR M80-4C1XX05FB-00-000-00-000
- RECOMMENDED WIRE TYPE = BS 3G 210 TYPE A, PTFE INSULATED 24-28 AWG. MAX INSULATION DIAMETER = Ø1.10mm, STRIP WIRE BY 2.00mm.
- RECOMMENDED HAND CRIMP TOOL = M22520/2-01 WITH POSITIONER T5747.
- CONTACT INSERTION & EXTRACTION TOOL = Z80-280
- INSTRUCTION SHEETS ARE AVAILABLE.

**OBSOLETE**

DIMENSION	CALCULATION
DIM 'A'	TOTAL No. OF CONTACTS - 2
DIM 'B'	TOTAL No. OF CONTACTS + 5
DIM 'C'	TOTAL No. OF CONTACTS + 10

EXAMPLE: CONNECTOR WITH 20 CONTACTS, GOLD CLIP AND 100% TIN OVER NICKEL SHELL, M80-4C12042FB-00-000-00-000  
 DIM 'A' = 18.00mm, DIM 'B' = 25.00mm, DIM 'C' = 30.00mm

ORDER CODE:  
**M80-4C1XXXXFB-00-000-00-000**

TOTAL No. OF CONTACTS ————  
 04 TO 50  
 (EVEN NUMBERS ONLY)

FINISH CODE ————  
 05 - GOLD CLIP, GOLD SHELL  
 42 - GOLD CLIP, 100% TIN OVER NICKEL SHELL

SM	1	01.09.10	10806
NAME	ISS.	DATE	C/NOTE
APPROVED: S. MCCULLAGH			
CHECKED: R. ADDE			
DRAWN: R. ADDE			
CUSTOMER REF.:			
ASSEMBLY DRG:			

**HARWIN**

HARWIN USA TEL: 603 893 5376 FAX: 603 893 5396 mis@harwin.com	HARWIN Europe (UK) TEL: 023 9231 4545 FAX: 023 9231 4590 mis@harwin.co.uk	HARWIN Asia TEL: +65 6 779 4909 FAX: +65 6 779 3868 mis@harwin.com.sg
--	--	--

THIS DRAWING AND ANY INFORMATION OR DESCRIPTIVE MATTER SET OUT HEREON ARE CONFIDENTIAL AND COPYRIGHT PROPERTY OF THE HARWIN GROUP AND MUST NOT BE DISCLOSED, LOANED, COPIED OR USED FOR MANUFACTURING, TENDERING OR FOR ANY OTHER PURPOSE WITHOUT THEIR WRITTEN PERMISSION.

**TOLERANCES**  
 X. = ±1mm  
 X.X = ±0.25mm  
 X.XX = ±0.10mm  
 X.XXX = ±0.01mm

ANGLES = ±5°  
 UNLESS STATED

**MATERIAL:**  
 SEE ABOVE

**FINISH:** SEE ABOVE

**S/AREA:** mm<sup>2</sup>

**TITLE:** MIX-TEK FEMALE CRIMP ASSY (SMALL BORE) WITH FEMALE HEX SOCKET JACKSCREW

**DRAWING NUMBER:** M80-4C1XXXXFB-00-000-00-000

SHT 2 OF 2