

SPECIFICATIONS

Mechanical

Contact Retention Force: 1.36Kgf min.

Electrical

Voltage Rating: 250V

Current Rating: 2.0A per pin

Dielectric Withstanding Voltage: 1000V AC

Insulation Resistance: 1000MΩ min.

Physical

Housing: Thermoplastic, UL 94V-0 Rating

Contact: Copper alloy

Plating: See "ORDERING INFORMATION"

Operating Temperature: -55°C to +105°C

Header Connector

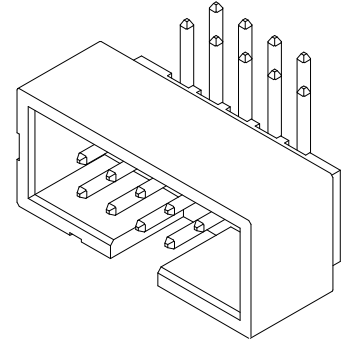
HL86 Series

Vertical, T/H Type

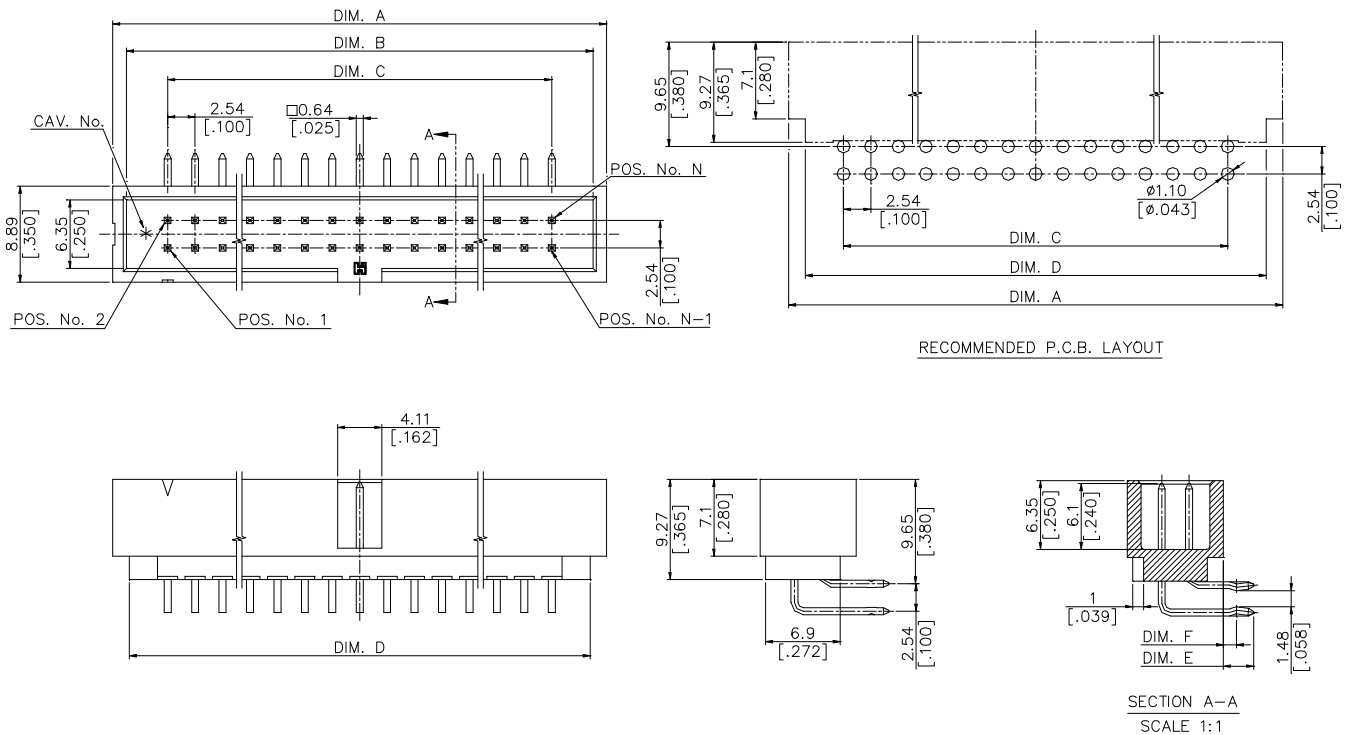
Plug

2.54mm [.100"] Pitch

9 Pos.



DRAWING



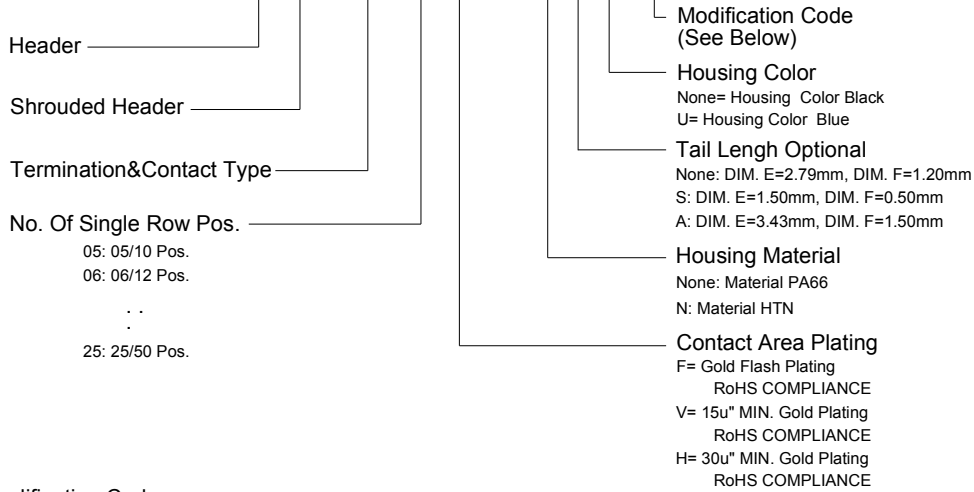
ORDERING INFORMATION

See The Attachment I

See The Attachment II

The Attachment I

PRODUCT No. : H L 8 6 ** * - * * * ***



Modification Code

CODE	REMOVED PINS	CODE	REMOVED PINS	CODE	REMOVED PINS	CODE	REMOVED PINS
NONE	FULL PIN	NONE	FULL PIN	NONE	FULL PIN	NONE	FULL PIN
D0	POS. NO. 1	E5	POS. NO. 9 & 10	L6	POS. NO. 14	T9	POS. NO. 25, 27 & 28
D1	LAST PIN	P0	POS. NO. 4	L7	POS. NO. 16	U0	POS. NO. 3, 5, 7 & 9
D2	POS. NO. 20	P1	POS. NO. 6	L8	POS. NO. 1,2,3,4,14,15&16	U1	POS. NO. 3 & 5
D3	POS. NO. 21	P3	POS. NO. 7	L9	POS. NO. 25	U2	POS. NO. 11
D4	POS. NO. 8	P4	POS. NO. 5	T0	POS. NO. 1,2,10,11&12	U3	POS. NO. 19
D6	POS. NO. 25	P5	POS. NO. 10	T1	POS. NO. 7 & 8	U4	POS. NO. 13
D7	POS. NO. 26	P6	POS. NO. 2	T2	POS. NO. 3, 25 & 26	U5	POS. NO. 13,15 & 16
D8	POS. NO. 28	P7	POS. NO. 3	T3	POS. NO. 8 & N	U6	POS. NO. 4 & 7
D9	POS. NO. 15	P8	POS. NO. 17	T4	POS. NO. 3, 19, 20 & 29	U7	POS. NO. 8 & 13
E1	POS. NO. 24	P9	POS. NO. 9	T5	POS. NO. 8 & 9	U8	POS. NO. 4, 5 & 6
E2	POS. NO. 22	L1	POS. NO. 12	T6	POS. NO. 3 & LAST PIN	U9	POS. NO. 1 & 11
E3	POS. NO. 30	L3	POS. NO. 32	T7	POS. NO. 8 & 19		
E4	POS. NO. 38	L5	POS. NO. 18	T8	POS. NO. 30 & 32		

REMARK:

- (1) NONE: STANDARD PRODUCT
(X): TO BE SPECIFIED ON CORRELATIVE CUSTOMER DRAWING
- (2) NONE: STANDARD PRODUCT (COLOR BLACK)
K: THE FIRST & LAST PAIRS OF TERMINALS ARE DEFORMED WITH KINKS
KW: THE FIRST & LAST PAIRS OF TERMINALS ARE DEFORMED WITH KINKS, HOUSING COLOR IVORY
K3: THE FIRST & LAST PAIRS OF TERMINALS ARE DEFORMED WITH KINKS (SPECIAL MODIFICATION CODE)
- (3) FOR REMOVED PIN(S) LOCATED AT FIRST OR LAST PAIR, KINKED POSITION(S) SHOULD BE CHANGED TO THE NEAREST PAIR.

The Attachment II

HL8605*-*****	5/10	20.32 [0.800]	17.78 [0.700]	10.16 [0.400]	17.27 [0.680]
HL8606*-*****	6/12	22.86 [0.901]	20.32 [0.801]	12.70 [0.500]	19.81 [0.781]
HL8607*-*****	7/14	25.40 [1.001]	22.86 [0.901]	15.24 [0.600]	22.35 [0.881]
HL8608*-*****	8/16	27.94 [1.101]	25.40 [1.001]	17.78 [0.701]	24.89 [0.981]
HL8610*-*****	10/20	33.02 [1.301]	30.48 [1.201]	22.86 [0.901]	29.97 [1.181]
HL8613*-*****	13/26	40.64 [1.600]	38.10 [1.500]	30.48 [1.200]	37.59 [1.480]
HL8617*-*****	17/34	50.80 [2.000]	48.26 [1.900]	40.64 [1.600]	47.75 [1.880]
HL8618*-*****	18/36	53.34 [2.100]	50.80 [2.000]	43.18 [1.700]	50.29 [1.980]
HL8620*-*****	20/40	58.42 [2.300]	55.88 [2.200]	48.26 [1.900]	55.37 [2.180]
HL8625*-*****	25/50	71.12 [2.800]	68.58 [2.700]	60.96 [2.400]	68.07 [2.680]
PRODUCT No.	No. OF POS.	DIM. A	DIM. B	DIM. C	DIM. D