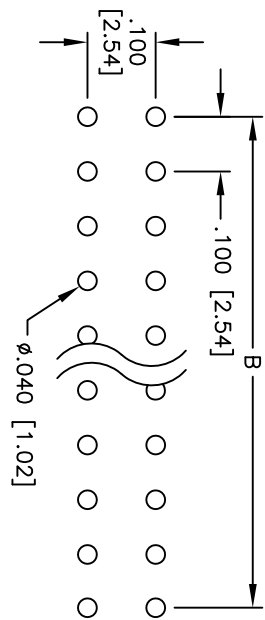
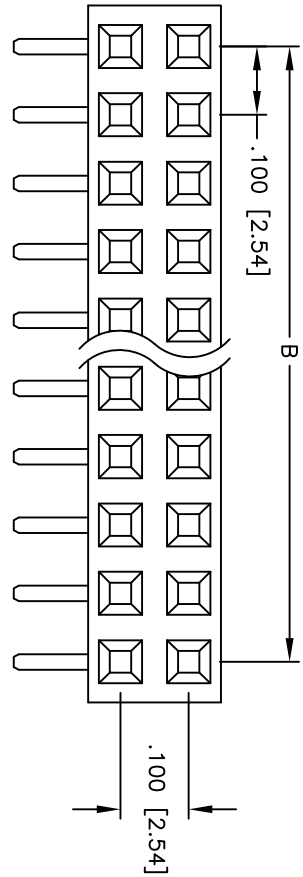
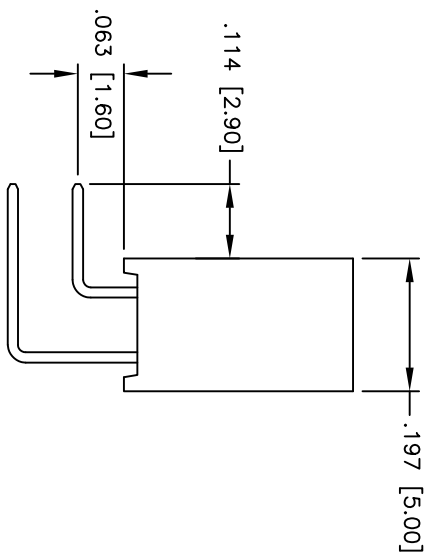
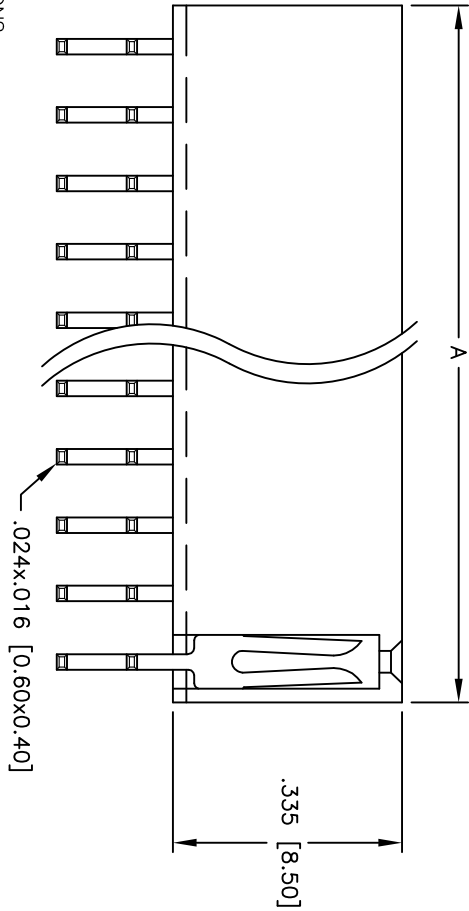


Rev	AWO #	Description	Date	Appr
-		RELEASED	5/31/05	

APPROVED: _____
 DATE: _____ TITLE: _____



RECOMMENDED
PCB LAYOUT



SPECIFICATIONS:

- Material: PBT, glass reinforced, rated UL 94V-0
- Insulator color: Black
- Contacts: Brass
- Plating: Gold flash over Nickel underplate on contact area, Tin over Copper underplate on tails.
- Electrical:
 - Operating voltage: 250 VAC max.
 - Current rating: 3 Amps max.
 - Contact resistance: 20 mohms max. initial
 - Insulation resistance: 5,000 Mohms min.
 - Dielectric withstanding voltage: 1,000 VAC for 1 minute
- Temperature Rating:
 - Operating temperature: -40°C to +105°C
- Environmental:
 - Lead free, RoHS compliant
 - Recommended soldering temp: 235°C for 5 seconds

Positions: 02 thru 80
 A = .100 [2.54] x No. of Positions per Row + .020 [0.50]
 B = .100 [2.54] x No. of Spaces

ADAM TECH

909 Railway Avenue, Union, NJ 07083
 Phone: 908-687-5000 Fax: 908-687-5710

TITLE: .100 x .100 DUAL ROW RECEPTACLE STRIP
 RIGHT ANGLE, .335 [8.50] HEIGHT

UNLESS OTHERWISE SPECIFIED ALL DIMENSIONS ARE INCHES [MM] TOLERANCES: EXCEPT AS NOTED		DRAWN: SS		DATE: 5/31/05	
INCHES: .X ± .10 .XX ± .020 .XXX ± .015		HOLE SIZE: ØXX ± .10 ØXXX ± .015 ØXXX ± .010		CHECKED: X	
APPROVALS:		SIZE: X		PART NO.: RS2R-XX-SG	
APPROVED:		SCALE: NTS		SHEET 1 OF 1	

