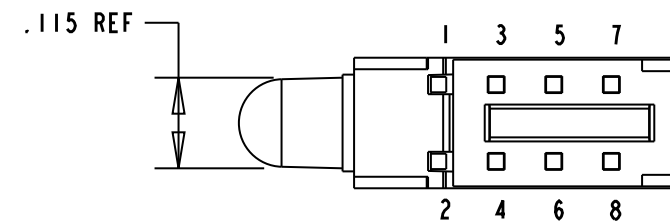
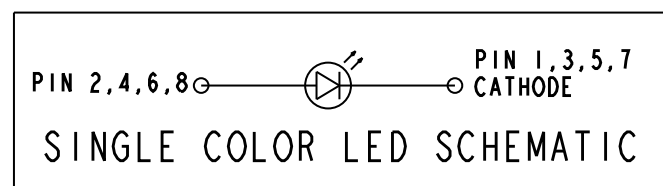
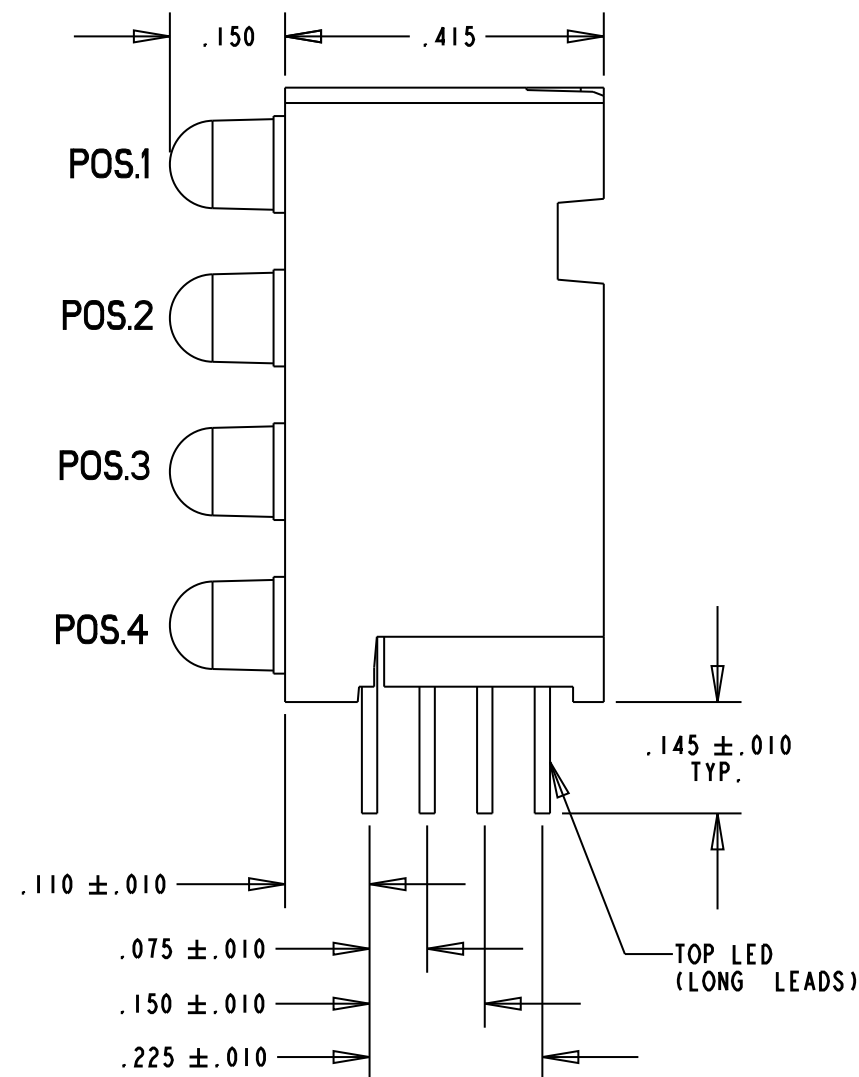
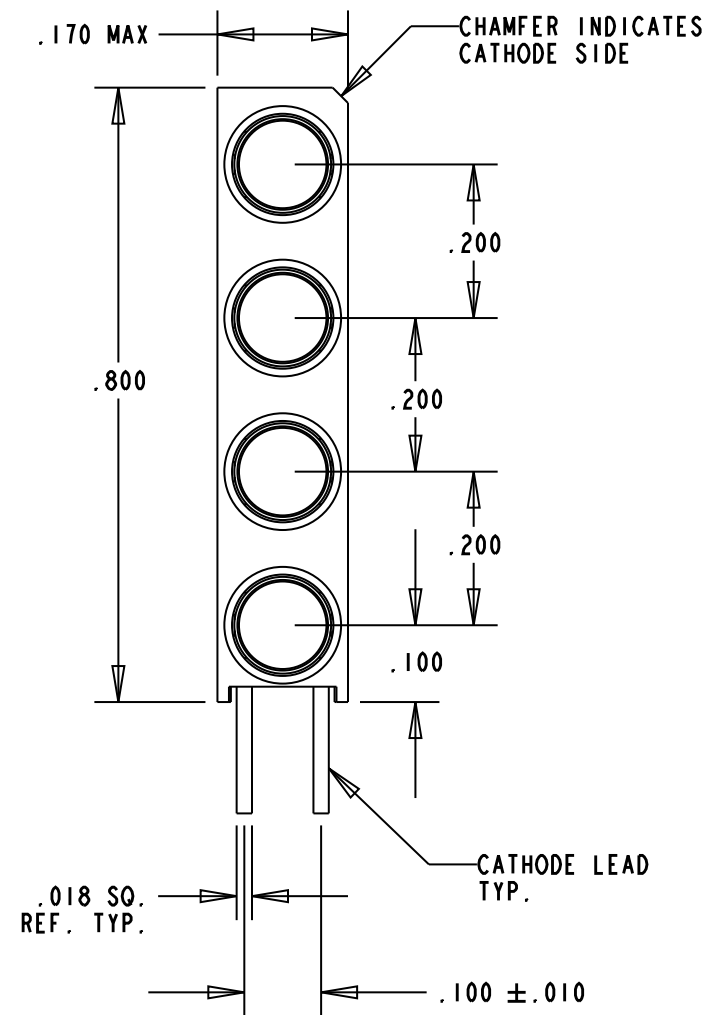
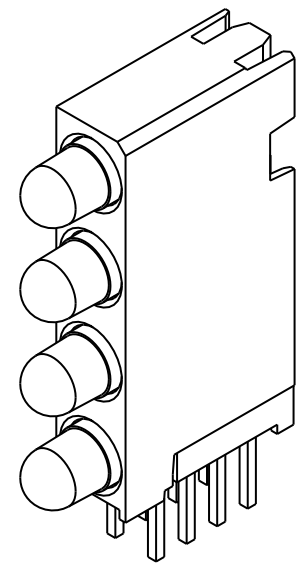
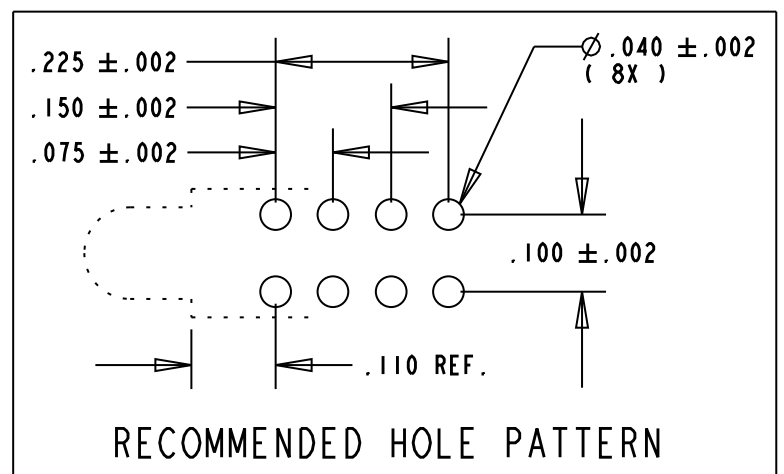


PART NUMBER and LEGEND	LED COLOR			
	POS 1	POS 2	POS 3	POS 4
568-0100-021F	** BLANK **	** BLANK **	GREEN	RED
568-0100-022F	** BLANK **	** BLANK **	GREEN	GREEN
568-0100-132F	** BLANK **	RED	YELLOW	GREEN
568-0100-220F	** BLANK **	GREEN	GREEN	** BLANK **
568-0100-310F	** BLANK **	YELLOW	RED	** BLANK **
568-0101-001F	* RED *	** BLANK **	** BLANK **	RED
568-0101-010F	* RED *	** BLANK **	RED	** BLANK **
568-0101-023F	* RED *	** BLANK **	GREEN	YELLOW
568-0101-000F	* RED *	** BLANK **	** BLANK **	** BLANK **
568-0101-110F	* RED *	RED	RED	** BLANK **
568-0101-011F	* RED *	** BLANK **	RED	RED
568-0101-111F	* RED *	RED	RED	RED
568-0101-112F	* RED *	RED	RED	GREEN
568-0101-122F	* RED *	RED	GREEN	GREEN
568-0101-123F	* RED *	RED	GREEN	YELLOW
568-0101-132F	* RED *	RED	YELLOW	GREEN
568-0101-212F	* RED *	GREEN	RED	GREEN
568-0101-222F	* RED *	GREEN	GREEN	GREEN
568-0101-232F	* RED *	GREEN	YELLOW	GREEN
568-0101-233F	* RED *	GREEN	YELLOW	YELLOW
568-0101-237F	* RED *	GREEN	YELLOW	ORANGE
568-0101-312F	* RED *	YELLOW	RED	GREEN
568-0101-321F	* RED *	YELLOW	GREEN	RED
568-0101-322F	* RED *	YELLOW	GREEN	GREEN
568-0101-323F	* RED *	YELLOW	GREEN	YELLOW
568-0101-332F	* RED *	YELLOW	YELLOW	GREEN
568-0101-333F	* RED *	YELLOW	YELLOW	YELLOW
568-0101-723F	* RED *	ORANGE	GREEN	YELLOW
568-0102-000F	* GREEN *	** BLANK **	** BLANK **	** BLANK **
568-0102-010F	* GREEN *	** BLANK **	RED	** BLANK **
568-0102-020F	* GREEN *	** BLANK **	GREEN	** BLANK **
568-0102-073F	* GREEN *	** BLANK **	ORANGE	YELLOW
568-0102-102F	* GREEN *	RED	** BLANK **	GREEN
568-0102-111F	* GREEN *	RED	RED	RED
568-0102-113F	* GREEN *	RED	RED	YELLOW
568-0102-120F	* GREEN *	RED	GREEN	** BLANK **
568-0102-121F	* GREEN *	RED	GREEN	RED
568-0102-122F	* GREEN *	RED	GREEN	GREEN
568-0102-123F	* GREEN *	RED	GREEN	YELLOW
568-0102-133F	* GREEN *	RED	YELLOW	YELLOW
568-0102-173F	* GREEN *	RED	ORANGE	YELLOW
568-0102-173F	* GREEN *	RED	ORANGE	ORANGE
568-0102-190F	* GREEN *	RED	BLUE (WATER CLEAR)	** BLANK **
568-0102-200F	* GREEN *	GREEN	** BLANK **	** BLANK **
568-0102-201F	* GREEN *	GREEN	** BLANK **	RED
568-0102-211F	* GREEN *	GREEN	RED	RED
568-0102-212F	* GREEN *	GREEN	RED	GREEN
568-0102-213F	* GREEN *	GREEN	RED	YELLOW
568-0102-220F	* GREEN *	GREEN	GREEN	** BLANK **
568-0102-221F	* GREEN *	GREEN	GREEN	RED
568-0102-222F	* GREEN *	GREEN	GREEN	GREEN
568-0102-223F	* GREEN *	GREEN	GREEN	YELLOW
568-0102-227F	* GREEN *	GREEN	GREEN	ORANGE
568-0102-231F	* GREEN *	GREEN	YELLOW	RED
568-0102-232F	* GREEN *	GREEN	YELLOW	GREEN
568-0102-233F	* GREEN *	GREEN	YELLOW	YELLOW
568-0102-311F	* GREEN *	YELLOW	RED	RED
568-0102-312F	* GREEN *	YELLOW	RED	GREEN
568-0102-321F	* GREEN *	YELLOW	GREEN	RED
568-0102-322F	* GREEN *	YELLOW	GREEN	GREEN
568-0102-323F	* GREEN *	YELLOW	GREEN	YELLOW
568-0102-331F	* GREEN *	YELLOW	YELLOW	RED
568-0102-332F	* GREEN *	YELLOW	YELLOW	GREEN
568-0102-333F	* GREEN *	YELLOW	YELLOW	YELLOW
568-0102-727F	* GREEN *	ORANGE	GREEN	ORANGE
568-0103-000F	* YELLOW *	** BLANK **	** BLANK **	** BLANK **
568-0103-003F	* YELLOW *	** BLANK **	** BLANK **	YELLOW
568-0103-022F	* YELLOW *	** BLANK **	GREEN	GREEN
568-0103-030F	* YELLOW *	** BLANK **	YELLOW	** BLANK **
568-0103-031F	* YELLOW *	** BLANK **	YELLOW	RED
568-0103-111F	* YELLOW *	RED	RED	RED
568-0103-112F	* YELLOW *	RED	RED	GREEN
568-0103-120F	* YELLOW *	RED	GREEN	** BLANK **
568-0103-122F	* YELLOW *	RED	GREEN	GREEN
568-0103-131F	* YELLOW *	RED	YELLOW	RED
568-0103-200F	* YELLOW *	GREEN	** BLANK **	** BLANK **
568-0103-210F	* YELLOW *	GREEN	RED	** BLANK **
568-0103-220F	* YELLOW *	GREEN	GREEN	** BLANK **
568-0103-222F	* YELLOW *	GREEN	GREEN	GREEN
568-0103-232F	* YELLOW *	GREEN	YELLOW	GREEN
568-0103-312F	* YELLOW *	YELLOW	RED	GREEN
568-0103-330F	* YELLOW *	YELLOW	YELLOW	** BLANK **
568-0103-333F	* YELLOW *	YELLOW	YELLOW	YELLOW



REV	ECN NO	REVISIONS	DRN	CKD	APP	DATE
A		NEW RELEASE	TWC	TC	N.O.	8-9-05
B		ADDED P/N 568-0100-220F; ADDED ESD NOTE 6 & LOGO ON ALL PRODUCTS; CHANGED TITLE DESCRIPTION	TWC	N.O.	MES	6-6-06
C		ADDED P/N'S 568-0102-073F AND 568-0102-190F; ADDED BLUE LED SPECS.	TC	N.O.	MES	9-8-06
D		ADDED P/N 568-0101-123F & 568-0103-112F	SM	N.O.	MES	11-2-06
E		ADDED P/N 568-0100-310F	TC	N.O.	MES	6-27-07
F		UPDATED BLUE LED SPECS	KLJ	N.O.	MES	2-7-08
G		ADDED P/N 568-0101-132F	KLJ	N.O.	MES	5-1-09
H		ADDED P/N'S 568-0103-122F & 568-0101-001F	AJF	KLJ	SM	12-11-09
J		ADDED P/N 568-0102-322F	AJF	JLC	NO	4-5-10



OPERATING CHARACTERISTICS AT 25°C AMBIENT						
CHARACTERISTICS	COLOR	MIN	TYP	MAX	UNITS	TEST CONDITIONS
LUMINOUS INTENSITY	RED	7.4	10.0		mcd	I _r = 10 mA
	YELLOW	7.4	10.0			
	GREEN	4.7	12.6			
	ORANGE	3.4	7.0			
	BLUE	110		310		
FORWARD VOLTAGE	RED		2.0	2.8	V	I _r = 20 mA
	YELLOW		2.1	2.8		
	GREEN		2.1	2.8		
	ORANGE	1.5	2.2	3.0		
REVERSE CURRENT	ALL			100	µA	V _r = 5 V
	BLUE			10		
PEAK WAVELENGTH	RED		635		nm	
	YELLOW		585			
	GREEN		565			
	ORANGE		600			
VIEWING ANGLE	ALL		60		DEG	
	BLUE		45			

ABSOLUTE MAXIMUM RATINGS AT 25°C AMBIENT						
POWER DISSIPATION	RED	YELLOW	GREEN	ORANGE	BLUE	UNITS
DERATE LINEARLY FROM 50°C / 25°C FOR BLUE	100	60	100	135	140	mW
CONTINUOUS FORWARD CURRENT	0.4	0.25	0.4	0.5	0.32	mA/°C
PEAK FORWARD CURRENT (1/10 DUTY CYCLE, 0.1 ms PULSE WIDTH)	30	20	30	25	30	mA
SOLDERING TEMPERATURE (FOR 5 SECONDS)	260					°C
OPERATING TEMPERATURE	-55 TO +100			-35 TO +85		°C
STORAGE TEMPERATURE	-55 TO +100			-35 TO +85		°C

- NOTES:
- LEADS TO FIT INTO HOLES SPACED AS PER HOLE PATTERN.
 - WHEN A ZERO APPEARS IN THE LAST 4 DIGITS OF THE PART NUMBER THIS MEANS NO LAMP REQUIRED IN THAT POSITION
 - LED LEAD DIMENSIONS SHOWN ARE MEASURED AT HOUSING EXIT.
 - PIN NUMBERS FOR REFERENCE ONLY, DESIGNATION NON-EXISTENT ON PARTS.
 - DIALIGHT PART NUMBER = 568-010X-XXXX (SEE CHART FOR ALL PART NUMBERS)
 - THIS ASSEMBLY CONTAINS ELECTROSTATIC DISCHARGE SENSITIVE DEVICES (ESDS). MAINTAIN ALL PRECAUTIONARY MEASURES DURING ASSEMBLY, HANDLING AND STORAGE IN ACCORDANCE WITH IPC-A-610.

RoHS Compliant 568-010x-xxx F Thru hole Quad-level CBI

Part Numbers with the "F" suffix ending are RoHS Compliant. Example: 568-0100-021F, 568-0103-333F
The bag packaging is marked with "RoHS Compliant" label or equivalent markings.
Parts can be wave soldered, dip soldered or hand soldered using typical lead-free soldering process with max 260°C temp. for 5 sec.

THIS DRAWING AND THE CONTENTS HEREIN ARE CONFIDENTIAL AND THE SOLE PROPERTY OF DIALIGHT. REPRODUCTION OF THIS DRAWING OR CONSTRUCTION OF ANY PARTS WITHIN THIS DRAWING ARE FORBIDDEN WITHOUT THE WRITTEN CONSENT OF DIALIGHT.		
SCALE: 4.000	DRAWING NUMBER	REV
ALL DIM'S IN: INCHES (MM)	C-17278	J
TOLERANCES: UNLESS OTHERWISE SPECIFIED	TITLE STANDARD 3MM QUAD LEVEL CBI	
FRACTIONS: ±1/64	ROHS COMPLIANT	
DECIMALS (.XX): ±.02	MATERIAL	
DECIMALS (.XXX): ±.015	Dialight	
ANGLES: ±3°	1501 ROUTE 34 SOUTH	
FINISH:	FARMINGDALE, NJ 07727	
FSCM 83330	SHEET 1 OF 1	FAMILY TABLES:

