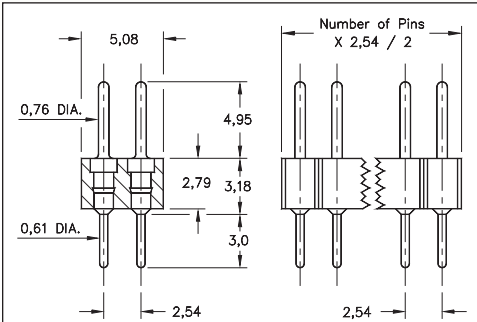
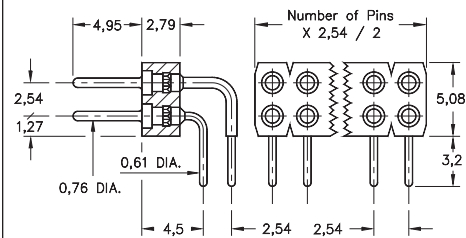


# INTERCONNECTS

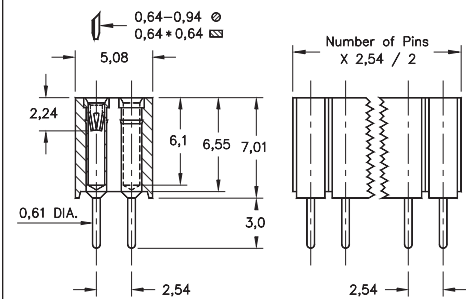
## SERIES 802 & 803 • 2,54 GRID (0,76 DIA. PINS), STRAIGHT & RIGHT ANGLE HEADERS AND SOCKETS • DOUBLE ROW STRIPS



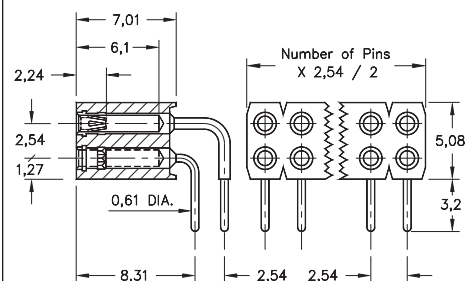
**FIG. 1**



**FIG. 2**




**FIG. 3**



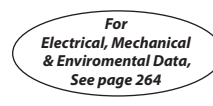






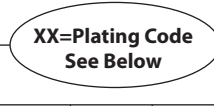
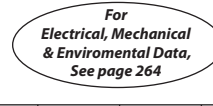


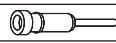

**FIG. 4**

- Pin interconnects available with straight MM #7007 or right angle MM #5005/5107 solder tails. See page 215 for details
- Sockets are available with straight MM #1304 or right angle MM #1305/1306 soldertails. See pages 177 and 179 for details
- MM #1304, #1305 and #1306 receptacles use Hi-Rel, 6-finger BeCu #47 contact rated at 4.5 amps. Receptacles accept 0,76 diameter and 0,64 square pins. See page 256 for details
- Insulators are high temperature thermoplastic, suitable for all soldering operations



### ORDERING INFORMATION

<b>FIG. 1</b>	<b>Series 802...10-001</b>	<b>Straight Pin Header</b>		
	802-XX-0-10-001000	Specify number of pins: 04-64		
<b>FIG. 2</b>	<b>Series 802...20-001</b>	<b>Right Angle Pin Header</b>		
	802-XX-0-20-001000	Specify number of pins: 02-64		
  				
<b>SPECIFY PLATING CODE XX=</b>		10 	90	40 
Pin Plating 		0,25µm Au	5,08µm Sn/Pb	5,08µm Sn

<b>FIG. 3</b>	<b>Series 803...10-001</b>	<b>Straight Socket</b>				
	803-XX-10-001000	Specify number of pins: 004-100				
<b>FIG. 4</b>	<b>Series 803...20-001</b>	<b>Right Angle Socket</b>				
	803-XX-20-001000	Specify number of pins: 002-100				
  						
<b>SPECIFY PLATING CODE XX=</b>		91	93	99	41 	43 
Sleeve (Pin) 		5,08µm Sn/Pb	5,08µm Sn/Pb	5,08µm Sn/Pb	5,08µm Sn	5,08µm Sn
Contact (Clip) 		0,25µm Au	0,76µm Au	2,54µm Sn/Pb	0,25µm Au	0,76µm Au

