

SINGLE ROW RIGHT ANGLE PIN HEADER



2542 SERIES. 2.54 mm (0.100") pitch.

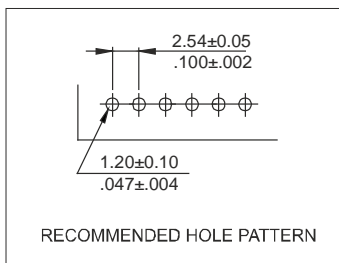
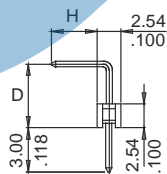
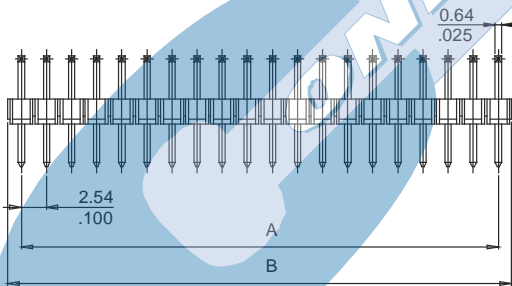
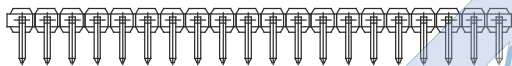
General Features

- Available in 2 through 40 circuits
- Mates with sockets 2.54 mm pitch 2101, 2550, 2595, 2596, 2553, 2554, 2247, 2551, 2552, 2577, 2102, 2106, 2452 series
- 0,64 mm. square pin with different plating
- Different pin length
- Consult Sales Office

Materials

- Insulator: High temperature thermoplastic UL 94 V-0
- Contact: brass
- Operating temperature: -40°C to +105°C
- RoHS compliant

Dimensional Information



Dimensions: (In mm.)

A = 2.54 x (XX*-1)

B = 2.54 x (XX*)

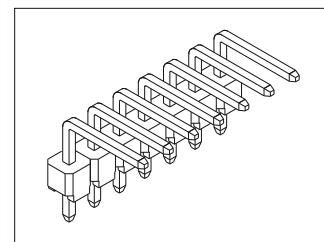
* XX (Number of circuits)

Electrical Features

- Voltage rating: < 250V
- Current rating: < 3 A
- Contact resistance: < 20 mΩ
- Dielectric withstanding voltage: 600 V AC/minute
- Insulation resistance: >1000 MΩ
- Capacitance: < 2 pF at 1 KHz

Mechanical Features

- Pin retention force to insulator: > 0,50 Kgf
- Durability: 50 cycles



Ordering Information:

2542 - T- XX- C
1 2 3 4

1. Connector Series

2. (T) Contact Plating

- T = 2. Tin plated
 - T = 3. Gold flash over nickel
- Recommended Finish

- T = 5. 15μ" gold over nickel
- T = 6. 30μ" gold over nickel

3. (XX) Number of circuits

- Available in 2 through 40 circuits

5. (C) Pin Dimensions

- C = 1. Dim. H = 7.85 mm. ; D = 6.00mm
- C = 2. Dim. H = 3.20 mm. ; D = 6.00mm
- C = 3. Dim. H = 6.00 mm. ; D = 6.00mm
- C = 4. Dim. H = 7.00 mm. ; D = 6.00mm
- C = 5. Dim. H = 6.00 mm. ; D = 4.80mm
- C = 6. Dim. H = 7.00 mm. ; D = 4.80mm
- C = 7. Dim. H = 7.85 mm. ; D = 8.50mm
- C = 8. Dim. H = 3.20 mm. ; D = 8.50mm