

6A Silicon Rectifier

Features

- Low forward voltage drop
- High current capability
- High forward surge current capability
- High reliability
- High temperature soldering guaranteed 260°C/10 seconds
/.375" (9.5mm) lead length, 5lbs (2.3kg) tension
- RoHS compliant



Mechanical Data

Case:	T6L, molded plastic
Epoxy:	Plastic package has UL flammability classification 94V-0
Terminals:	Axial leads, solderable per MIL-STD-202G, Method 208
Polarity:	Cathode indicated by color band
Weight:	0.07 Ounce, 2.1 gram

Maximum Ratings *(T_{Ambient}=25°C unless noted otherwise)*

Symbol	Description	T6A 05L	T6A 10L	T6A 20L	T6A 40L	T6A 60L	T6A 80L	T6A 100L	Unit	Conditions
V_{RRM}	Maximum Repetitive Peak Reverse Voltage	50	100	200	400	600	800	1000	V	
V_{RMS}	Maximum RMS Voltage	35	70	140	280	420	560	700	V	
V_{DC}	Maximum DC Blocking Voltage	50	100	200	400	600	800	1000	V	
I_{F(AV)}	Maximum Average Forward Rectified Current	6.0							A	Note 1
I_{FSM}	Peak Forward Surge Current	400							A	8.3ms single half sine-wave superimposed on rated load (JEDEC method)
T_J, T_{STG}	Operating Junction and Storage Temperature Range	-55 to +125							°C	

6A Silicon Rectifier

T6A05L - T6A100L

Electrical Characteristics ($T_{Ambient}=25^{\circ}C$ unless noted otherwise)

Symbol	Description	T6A 05L	T6A 10L	T6A 20L	T6A 40L	T6A 60L	T6A 80L	T6A 100L	Unit	Conditions
V_F	Maximum Forward Voltage	0.95							V	$I_F=6A$
I_R	Maximum DC Reverse Current at Rated DC Blocking Voltage	5.0							μA	$T_A=25^{\circ}C$
		400								$T_A=100^{\circ}C$
C_J	Typical Junction Capacitance	100							pf	$V_R=4V, f=1MHz$
$R_{\theta-JA}$	Maximum Thermal Resistance	10							$^{\circ}C/W$	Note 2

- Note:** 1. 60Hz, resistive or inductive load. Derate current by 20% for capacitive load
 2. Thermal resistance from junction to ambient at .375" (9.5mm) lead length.

Typical Characteristics Curves

Fig.1- Forward Current Derating Curve

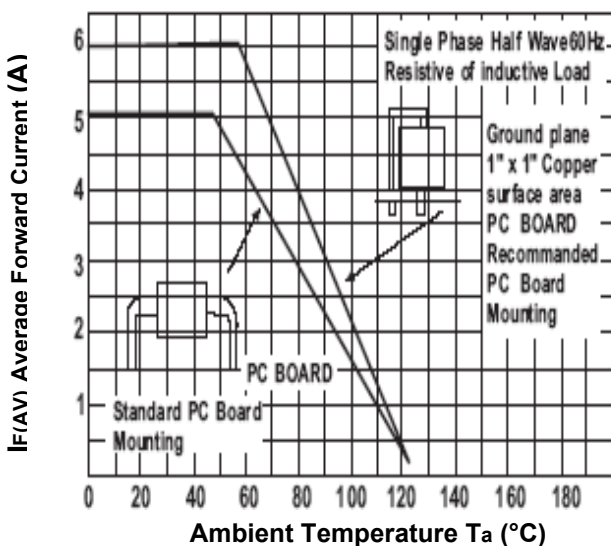
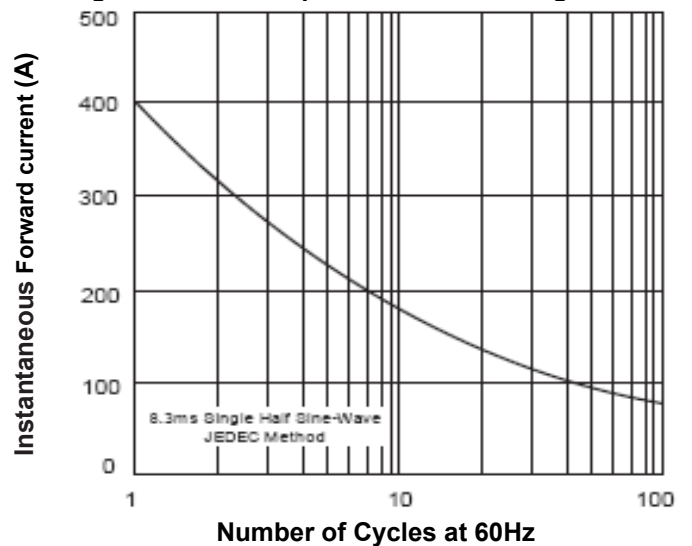


Fig.2- Max. Non-Repetitive Forward Surge Current



6A Silicon Rectifier

T6A05L - T6A100L

Fig.3-Typical Instantaneous Forward Characteristics

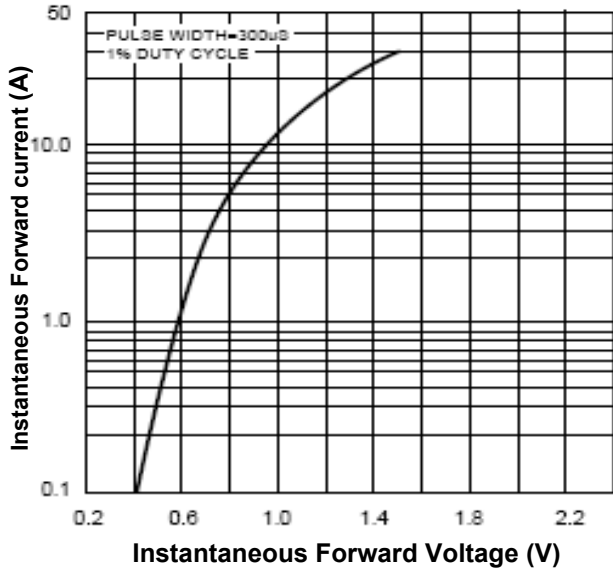
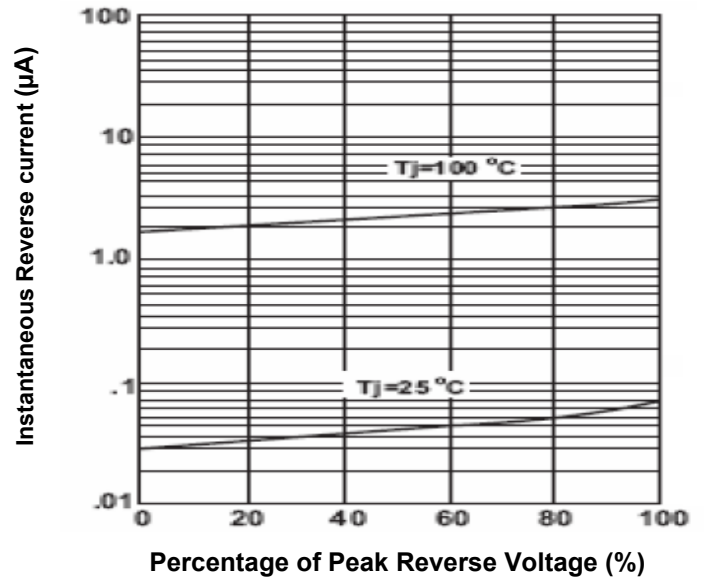
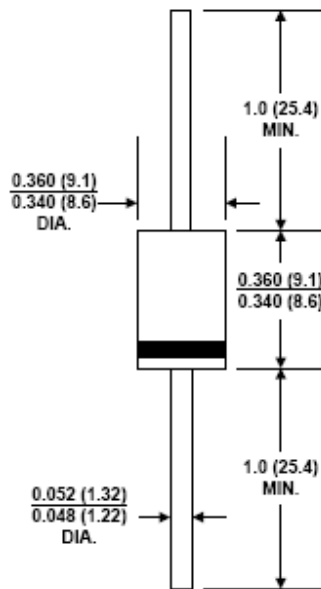


Fig.4- Typical Reverse Characteristics



Dimensions in inches (mm)



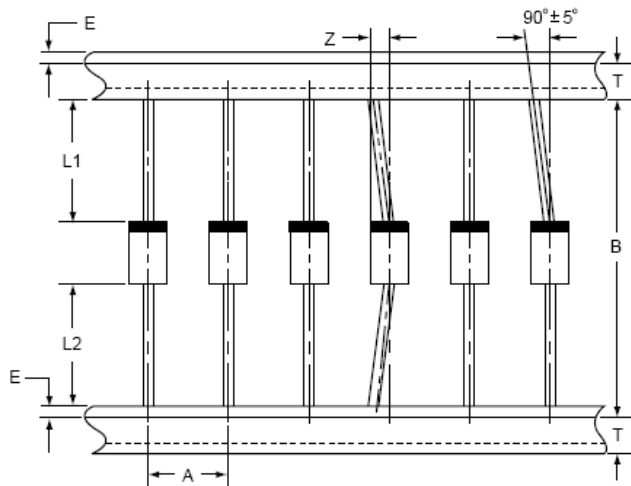
T6L

6A Silicon Rectifier

T6A05L - T6A100L

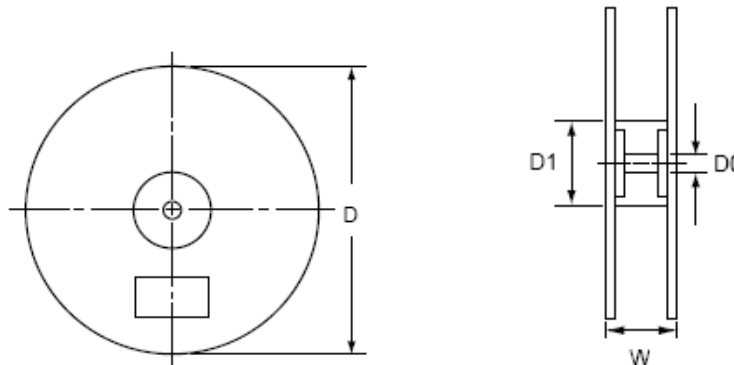
Packing Information:

Carrier Tape Dimensions (in mm) Loaded quantity 750 PCS per reel



Components Outline	A	B	L1 - L2	T	E	Z
T6L	10±0.5	52.4±1	Max.1.0	6±0.4	Max.0.8	Max.1.2

Reel Dimensions (in mm)



D	D0	D1	W
330.0±2.0	16.6±0.4	85.7±0.3	79.0±1.0

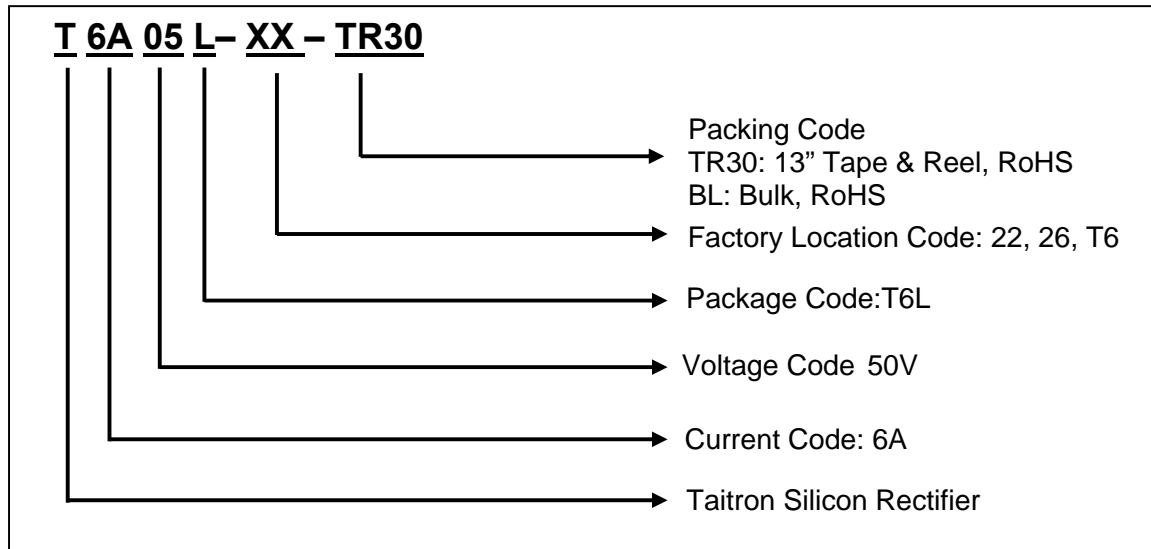
Carton Information

PCS per Carton	Carton Size
3000	340X340X330 (in mm)

6A Silicon Rectifier

T6A05L - T6A100L

How to Order:



How to contact us

USA HEADQUARTERS
28040 WEST HARRISON PARKWAY, VALENCIA, CA 91355-4162
Tel: (800)-TAITRON (800)-824-8766 (661)-257-6060
Fax: (800)-TAITFAX (800)-824-8329 (661)-257-6415
Email: taitron@taitroncomponents.com
Http://www.taitroncomponents.com

TAITRON COMPONENTS INCORPORATED TAIWAN BRANCH
6F., NO.190, SEC. 2, ZHONGXING RD., XINDIAN DIST., NEW TAIPEI CITY 23146, TAIWAN R.O.C.
Tel: 886-2-2913-6238
Fax: 886-2-2913-6239

TAITRON COMPONENT TECHNOLOG SHANGHAI CORPORATION
SUITE 1503, METROBANK PLAZA, 1160 WEST YAN'AN ROAD, SHANGHAI, 200052, CHINA
Tel: +86-21-5424-9942
Fax: +86-21-2302-5027