

SEMELAB PLC

BYV34 – 300M
BYV34 – 400M
BYV34 – 500M

SEMELAB

ELECTRICAL CHARACTERISTICS (per diode) ($T_{CASE} = 25^{\circ}C$ unless otherwise specified)

Parameter	Test Conditions	Min.	Typ.	Max.	Unit
I_R Reverse current	$V_R = V_{RWM}$ $T_j = 25^{\circ}C$ $T_j = 100^{\circ}C$			50 0.6	μA mA
V_F^* Forward Voltage	$I_F = 30A$ $T_{CASE} = 25^{\circ}C$ $I_F = 10A$ $T_{CASE} = 100^{\circ}C$			1.7 1.05	V V
t_{rr} Reverse recovery time	$I_F = 1A$ $di/dt = 100A/\mu s$ $V_R = 30V$			50	ns
Q_{rr} Recovered charge	$I_F = 2A$ $di/dt = 20A/\mu s$ $V_R = 30V$			55	nC
V_{FP} Forward recovery overvoltage	$I_F = 10A$ $di/dt = 10A/\mu s$		2.5		V

* Pulsed: pulse duration $\leq 300\mu s$, duty cycle $\leq 2\%$

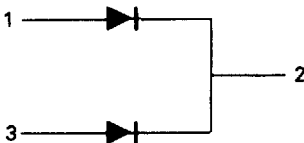
THERMAL CHARACTERISTICS (TO220 metal case)

$R_{th-case}^{\dagger}$ Thermal resistance junction-case	max 1.6°C/W
--	-------------

† Both diodes conducting

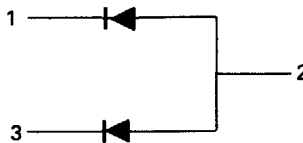
ELECTRICAL CONNECTIONS

STANDARD
 BYV34–xxxM



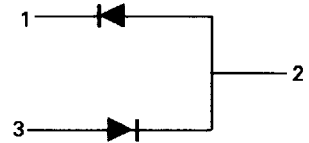
1 = A_1 Anode 1
 2 = K Cathode
 3 = A_2 Anode 2

COMMON ANODE
 BYV34–xxxAM



1 = K_1 Cathode 1
 2 = A Anode
 3 = K_2 Cathode 2

SERIES CONNECTION
 BYV34–xxxRM



1 = K Cathode
 2 = Centre Tap
 3 = A Anode