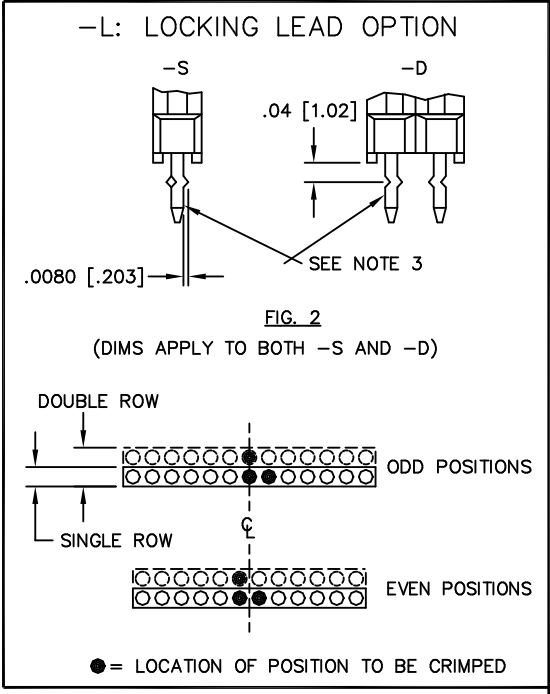
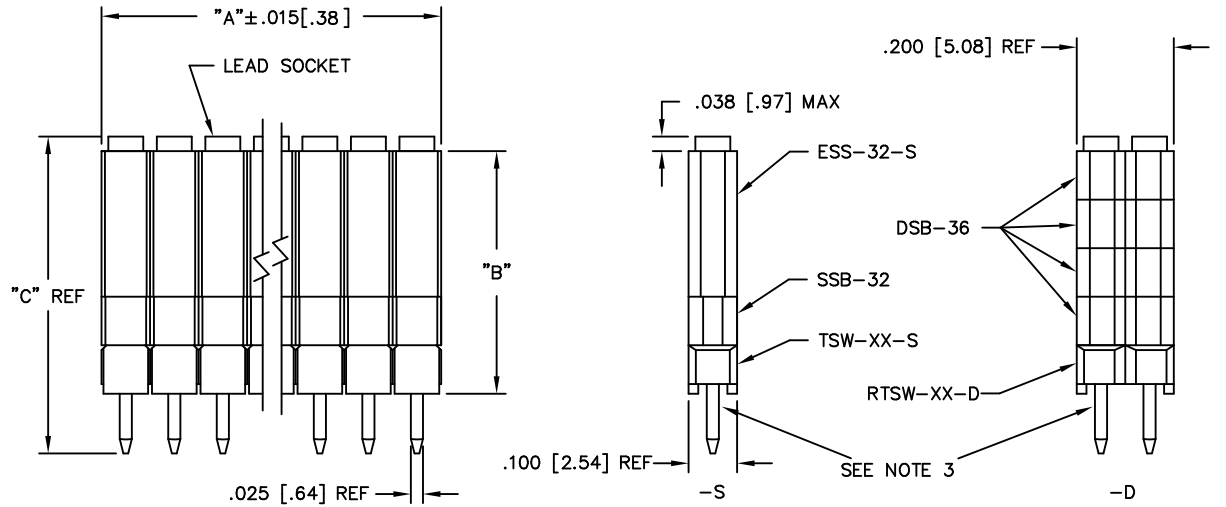
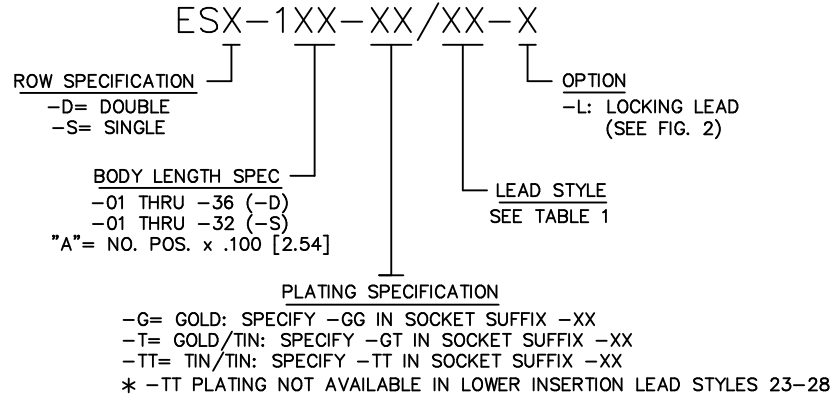


TABLE 1

SOCKET SPECS			TYPE AND QTY OF BODIES							
LEAD STYLE	USE SOCKET	# OF FINGER CLIPS	"B"	"C" REF	-SINGLE			-DOUBLE		
					ESS	SSB	TSW	DSB	RTSW	
03	SC-1W1-XX-3	4	.300 [7.62]	.453 [11.51]	1	-	-	2	1	
04	SC-1W1-XX-2	4	.400 [10.16]	.553 [14.05]	1	-	1	3	1	
05	SC-1W1-XX-1	4	.500 [12.70]	.703 [17.86]	1	1	1	4	1	
06	SC-1W1-XX-2	4	.300 [7.62]	.553 [14.05]	1	-	-	2	1	
07	SC-1W1-XX-1	4	.400 [10.16]	.703 [17.86]	1	-	1	3	1	
08	SC-1W1-XX-1	4	.300 [7.62]	.703 [17.86]	1	-	-	2	1	
23	EZ-1W1-XX-3	6	.300 [7.62]	.453 [11.51]	1	-	-	2	1	
24	EZ-1W1-XX-2	6	.400 [10.16]	.553 [14.05]	1	-	1	3	1	
25	EZ-1W1-XX-1	6	.500 [12.70]	.703 [17.86]	1	1	1	4	1	
26	EZ-1W1-XX-2	6	.300 [7.62]	.553 [14.05]	1	-	-	2	1	
27	EZ-1W1-XX-1	6	.400 [10.62]	.703 [17.86]	1	-	1	3	1	
28	EZ-1W1-XX-1	6	.300 [7.62]	.703 [17.86]	1	-	-	2	1	



Do not scale from this print

- NOTES
1. MAX ALLOWABLE BOW: .009 [.23] IN/IN.
  2. PUSHOUT FORCE: 5 LBS. MIN.
  3. .025 SQ. TAILS MUST BE ORIENTED SQUARE TO EACH OTHER ON -L OPTION ONLY
  4. TSW-XX-D TO BE USED IF RTSW-XX-D IS NOT AVAILABLE
  5. CUT FLASH NOT TO EXCEED HEIGHT OF STANDOFF (0.028 MAX) OR EXCEED MAX HEIGHT OF LEAD SOCKET (0.038 MAX). IF NO STANDOFF ON TAIL CUT FLASH 0.010 MAX.

FIG. 1

ALL DSB-36 TO BE FILLED WITH COUNTER BORE FACING DOWN.

PLOT SCALE: 1=-.2

**PROPRIETARY NOTE**  
THIS DOCUMENT CONTAINS INFORMATION CONFIDENTIAL AND PROPRIETARY TO SAMTEC INC. AND SHALL NOT BE REPRODUCED OR TRANSFERRED TO OTHER DOCUMENTS OR DISCLOSED TO OTHERS OR USED FOR ANY PURPOSE OTHER THAN THAT FOR WHICH IT WAS OBTAINED WITHOUT THE EXPRESSED WRITTEN CONSENT OF SAMTEC INC.

MISC\MKTG  
ESX-MKT

520 PARK EAST BLVD. NEW ALBANY, INDIANA 47150  
PHONE (812) 944-6733 P.O. BOX 1147  
CODE 55322

MADE BY: PURVIS 7-22-87

ESX-1XX-XX/XX-X  
SHEET 1 OF 1