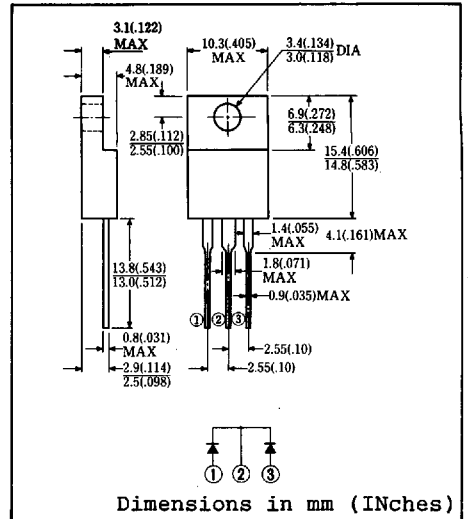


FEATURES

- Similar to TO-220AB Case, Fully Molded Isolation
- Dual Diodes - Cathode Common
- Ultra - Fast Recovery
- Low Forward Voltage Drop
- High Surge Capability
- 100 Volts thru 600 Volts Types Available



Approx. Net Weight:1.75 Grams

MAXIMUM RATINGS

Voltage Rating	TYPE	♦F16P10FS	F16P20FS	Unit
	Symbol			
Repetitive Peak Reverse Voltage	V_{RRM}	100	200	v
Non-Repetitive Peak Reverse Voltage	V_{RSM}	110	220	v
Electrical Rating	Symbol	Condition	Rating	Unit
Average Rectified Output Current	I_o	Full rectangular wave conduction $T_c = 107^\circ C$	17.7	A
		Full sinusoidal wave conduction $T_c = 113^\circ C$	16	
RMS Forward Current	$I_{F(RMS)}$		18	A
Peak One-cycle Forward Surge Current	I_{FSM}	50Hz full sine wave, non-repetitive	120	A
Operating Junction Temperature Range	T_{jw}		-40 to 150	$^\circ C$
Storage Temperature Range	T_{stg}		-40 to 150	$^\circ C$
Mounting Torque	F_{tor}	Recommended torque	0.5 (5.1)	N*m (kgf*cm)

ELECTRICAL & THERMAL CHARACTERISTICS

Characteristics	Symbol	Test Condition	Max.	Unit
Peak Forward Voltage	V_{FM}	$I_{FM} = 8A$ $T_j = 25^\circ C$ per diode leg	0.98	v
Peak Reverse Current	I_{RM}	$V_{RM} = V_{RRM}$ $T_j = 25^\circ C$ per diode leg	25	μA
Reverse Recovery Time	t_{rr}	$I_{FM} = 8A$ $-di/dt = 50A/\mu s$ $T_j = 25^\circ C$	35	ns
Thermal Resistance	$R_{th(j-c)}$	Junction to Case	2	$^\circ C/W$
	$R_{th(c-f)}$	Case to Fin	1.5	

♦ For spare parts only

6615123 0002257 440

FIG.1-FORWARD VOLTAGE VS. FORWARD CURRENT

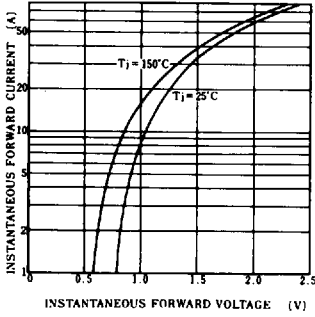


FIG.2-AVERAGE FORWARD POWER DISSIPATION

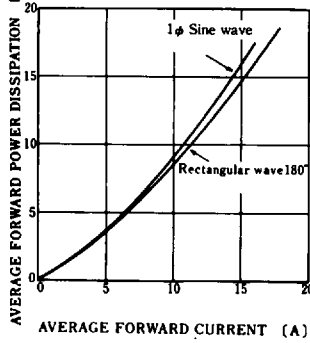


FIG.3-AVERAGE FORWARD CURRENT VS. CASE TEMPERATURE

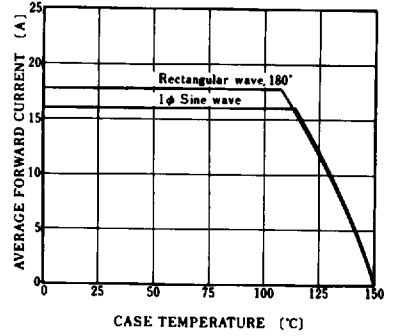
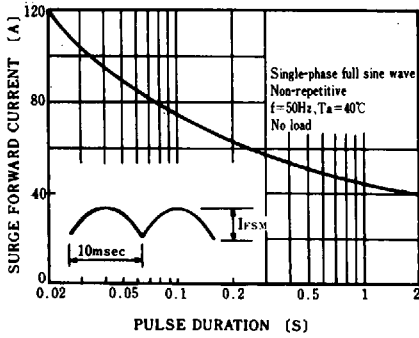


FIG.4-SURGE CURRENT RATINGS



F