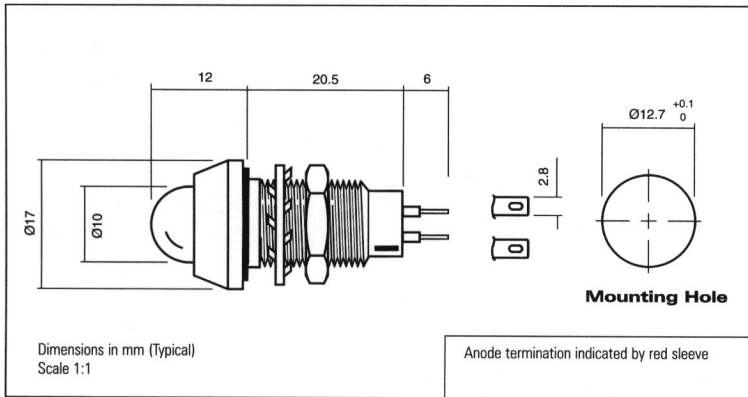



PROFESSIONAL LED INDICATORS - Ø 12.7mm Mounting




- Bright nickel plated brass housing
- Robust termination tags accept push-on connectors
- AC versions available
- Sealed to IP67



514 SERIES

MLQ = 10



Ordering Information & Typical Technical Characteristics (Ta = 25°C)

Mean Time Between Failure = 100,000 Hours. Luminous intensity figures refer to the unmodified discrete LED.

PART NUMBER	COLOUR	LENS	VOLTAGE DC Vopr	CURRENT DC Iopr	LUMINOUS INTENSITY Iv@20mA	WAVE LENGTH λp	VIEWING ANGLE	OPERATING TEMP Topr	STORAGE TEMP Tstg
-------------	--------	------	-----------------	-----------------	----------------------------	----------------	---------------	---------------------	-------------------

STANDARD INTENSITY

514-105-04	Red	●	2.0*	20	90	625	Wide	-20~+60	-30~+85
514-111-04	Yellow	☾	2.1*	20	40	590			
514-114-04	Green	●	2.2*	20	40	565			
514-105-20	Red	●	12	20	90	625			
514-111-20	Yellow	☾	12	20	40	590			
514-114-20	Green	●	12	20	40	565			
514-105-21	Red	●	24	20	90	625			
514-111-21	Yellow	☾	24	20	40	590			
514-114-21	Green	●	24	20	40	565			

HIGH INTENSITY

514-102-04	Red	●	1.9*	20	500	660	Wide	-20~+60	-30~+85
514-102-21	Red	●	12	20	500	660			
514-102-22	Red	●	24	20	500	660			
UNITS			Vdc	mA	mcd	nm		°C	°C

* = Voltage DC for 20mA product is Vf@20mA, not Vopr

Please note - This product is also available at 24, 28, and 110Vdc, 110 and 230Vac. Indicators supplied at voltages above 75Vdc must be used with insulated terminations or ordered with flying leads to comply with the Low Voltage Directive. Please contact our Sales department for further details.

PLEASE NOTE: - The following part numbers have changed since this publication went to print - effective 10/3/00

514-105-20	Red	514-105-21
514-111-20	Yellow	514-111-21
514-114-20	Green	514-114-21
514-105-21	Red	514-105-22
514-111-21	Yellow	514-111-22
514-114-21	Green	514-114-22

LED PRODUCTS CAN BE STATIC SENSITIVE